

Astro Trend

© 2022 Norm Winski

JULY 2022

Norm Winski

6457 Autumn Woods Blvd.
Naples, Florida 34109

[239] 594-3939

Skype: nwinski_1

nwinski@embargmail.com

All of the material contained herein is the sole opinion of Norm Winski, the publisher of Astro-Trend Publication. Norm Winski will not be held responsible for accidental oversights, typos, or incorrect information from any sources that generate any of the opinions and comments found in this publication. Futures, Options on futures, and Forex trading carry significant risk, and is not for every investor. Only risk capital should be used. Past performance is not necessarily indicative of future results. Any person who chooses to use this information as a basis for any of their trading assumes all the liability and risk for themselves and hereby and absolutely agrees to indemnify and hold harmless Norm Winski. Risk may be more than the funds deposited in a trading account.

JULY 2022



MARKET WATCH

This month's letter covers July 5th through July 31st.

The July major planetary events can be sorted into three segments.

Editor's Note: Please assume Stocks are affected by all listed events, unless stated otherwise.

1. A. 7/01 AC – Jupiter 120 US North Node. Major change in trend US Stocks, T-Bonds, US Dollar.
 - B. 7/01 AC – Geo Mars enters Taurus. Important change in trend Cattle & Cotton.
 - C. 7/05 AC – Mercury 0 North Latitude. Major change in trend Corn, Oats, Soybeans, Wheat.
 - D. 7/05 AC– Saturn 150 0 US Mercury. Moderate change in trend US Stocks, T-Bonds, US Dollar.
 - E. 7/08 AC – Uranus Contra-Parallel US MC. Major change in trend US Stocks, T-Bonds, US Dollar.
 - F. 7/08 AC – Mercury Perihelion. Major change in trend Corn, Oats, Soybeans, Wheat.
 - G. 7/08 AC – Pluto 0 US Pluto. 248 year cycle. MAJOR change n trend US Stocks, T-Bonds, US Dollar.
2. A. 7/11 AM – Moon's North Node Parallel US Mercury. Major change in trend US Stocks, T-Bonds, US Dollar.
 - B. 7/11 PM – Uranus 90 US Moon. Major change in trend US Stocks, T-Bonds, US Dollar.
 - C. 7/13 PM – Full Moon in Capricorn at Perigee. Major change in trend Financials, Grains, Precious Metals, Coffee.
 - D. 7/15 AC – Saturn Contra-Parallel US Neptune. Major change in trend US Stocks, T-Bonds, US Dollar, C.I., Oil.
 - E. 7/18 AC – Helio Jupiter 60 Pluto. Moderate change in trend Cocoa, Hogs, & T-Bonds.
 - F. 7/20 AC – Geo Jupiter 45 Saturn. Moderate change in trend Coffee, Commodity Index, Oats, & Oil.
3. A. 7/26 AC – Moon's North Node 0 Uranus in Taurus. Major change in trend CATTLE, COTTON, Copper, Silver.
 - B. 7/28 PM – Helio Mars enters Aries. Important change in trend Stocks.
 - C. 7/28 PM – New Moon in Leo. Major change in trend Financials, Grains, Precious Metals, CORN, GOLD, OJ.
 - D. 7/28 AC – Jupiter in Aries Retrograde. Major change in trend Oats.
 - E. 8/01 PM – Pluto Contra-Parallel US Sun. Major change in trend US Stocks, T-Bonds, US Dollar.
 - F. 8/03 AC – Moon's North Node 90 US Moon. Major change in trend US Stocks, T-Bonds, US Dollar.

FUTURES AND OPTIONS TRADING IS NOT SUITABLE FOR ALL INVESTORS. THE RISK OF LOSS IS SUBSTANTIAL. AN INVESTOR COULD LOSE MORE THAN THE INITIAL INVESTMENT. PAST PERFORMANCE IS NOT NECESSARILY INDICATIVE FUTURE RESULTS.

MAJOR EVENTS

<u>Date</u>	<u>Events</u>	<u>Markets Effected</u>
7/01 AC	Jupiter 120 US N. Node	Stocks, T-Bonds, US \$
7/01 AC	Geo Mars > Taurus	Cattle, Cotton
7/05 AC	Mercury 0 North Lat.	Corn, Oats, Soybeans, Wheat
7/05 AC	Saturn 150 US Mercury	Stocks, T-Bonds, US \$
7/08 AC	Uranus # US MC	Stocks, T-Bonds, US \$
7/08 AC	Mercury Perihelion	Corn, Oats, Soybeans, Wheat
7/08 AC	Pluto 0 US Pluto	Stocks, T-Bonds, US \$
7/11 AM	Moon's N.Node US Mercury	Stocks, T-Bonds, US \$
7/11 PM	Uranus 90 US Moon	Stocks, T-Bonds, US \$
7/13 PM	Full Moon/Capricorn-Perigee	Financials, Grains, Precious Metals, Coffee
7/15 AC	Saturn # Lat.US Neptune	Stocks, T-Bonds, US \$, C.I., Oil
7/18 AC	Helio Jupiter 60 Pluto	C.I, Cocoa, Coffee, Hogs, Oats, Oil, T-Bonds
7/20 AC	Geo Jupiter 45 Saturn	Coffee, C.I., Oats, Oil
7/26 PM	Mn's N.Node 0 Uranus/Taurus	CATTLE, COTTON, Copper, Silver
7/28 PM	Helio Mars > Aries	Stocks
7/28 PM	New Moon/Leo	Financials, Grains, Precious Metals, Corn, Gold, OJ
7/28 AC	Jupiter/Aries Retrograde	Oats
8/01 PM	Pluto # US Sun	Stocks, T-Bonds, US \$
8/03 AC	Moon's N. Node 90 US Moon	Stocks, T-Bonds, US \$

JULY 2022 MARKET MONITOR LIST

The July planetary analysis indicates that the best areas to monitor this month are:

- 1) Stocks; 2) T-Bonds; 3) US \$; 4) Corn; 5) Wheat; 6) Oats; 7 tie) Gold & OJ; 8 tie) Cattle & Cotton;
- 9) Soybeans; 10 tie) Copper & Silver; 11) Oil; 12) C.I./CRB; 13) Coffee; 14) USA; 15) Sugar; and 16) NYSE.

FUTURES AND OPTIONS TRADING IS NOT SUITABLE FOR ALL INVESTORS. THE RISK OF LOSS IS SUBSTANTIAL. AN INVESTOR COULD LOSE MORE THAN THE INITIAL INVESTMENT. PAST PERFORMANCE IS NOT NECESSARILY INDICATIVE FUTURE RESULTS.

STOCKS

5/27 SPX CL 4158.24

7/01 SPX CL 3825.33

June Review – “The S&P 500 had a strong downtrend for the first three weeks of May. From the 5/20 low, the market rallied strongly into the 5/27 three day weekend.

The top Astro events for June are: 5/27 AC Mercury Aphelion; 5/27 AC – Jupiter Parallel Latitude Neptune; 5/27 AC - Helio Saturn Contra-Parallel Uranus; 5/27 AC – New Moon in Gemini; 6/02 AC – Mercury Direct; 6/03 PM – Uranus Contra-Parallel US Moon; 6/03 AC – Saturn Retrograde; and 6/03 AC – Helio Jupiter 0 Neptune; 6/07 AC – Helio Jupiter Parallel Neptune; 6/13 AC – Full Moon at Perigee; 6/14 AC – Jupiter 90 US Jupiter; 6/16 AM – Mercury Maximum Elongation West; 6/17 AC – Saturn Parallel Neptune; 6/17 AC Mars Perihelion; 6/17 AC – Jupiter Contra-Parallel Latitude US Neptune; 6/27 AC – Neptune Retrograde; 6/28 AC New Moon Apogee; and 7/01 AC – Jupiter 120 US North Node.

Short Term – The S&P 500 rallied very strongly into the 5/27 three day weekend to close at 4158.32, very near the high of the day. This was more than a 9% recovery from the 5/20 low at 3810.32. The 5/27 weekend has a huge cluster of Astro and Market Math points for a high probability for a change in trend, when the market resumes on 5/31. An ideal scenario is for the S&P 500 to rally to the 4193 area, which would be a Fibonacci .382 retracement from the 5/20 low. Watch for a possible peak at that level. If that level doesn't hold, the potential is for the rally to continue higher into the 4314 area.”

Results –

Market Math –

5/28 (Sat.) = 8,100 (90^2) days > 3/24/2000 MAJOR TOP = Short term high.

6/09 = 841 (29^2) days > 2/19/2020 MAJOR TOP = Not effective.

6/18 (Sat.) = 17,358 Music days > 12/09/1974 MAJOR LOW = Saturday past Friday low of the month.

6/29 = 861 Music days > 2/19/2020 MAJOR HIGH = To be determined.

Score – 2 out of 3 good dates = 66.67%

*DJIA – 6/6, 6/13, 6/27.

6/6 was a short term high. 6/13 was not effective. 6/27 was very close in price and one day ahead of a good short term high. Score – 2 out of 3 good dates = 66.67%.

*NASD – 5/31 Nasdaq Composite pattern same as S&P = Short term high. Score - 1 out of 1 good dates = 100%.

Fibonacci – 5/31, 6/6, 6/8, 6/16, 6/21, 6/27.

5/31 was a short term high. 6/6 was a short term high. 6/8 was very close in price and one day past an excellent high. 6/16 was close in price and one day ahead of the low of the month. 6/21 was close in price and one day past the low of the month. 6/27 was very close in price & one day ahead of a good short term high.

Score – 6 out of 6 good dates = 100%.

Astro – 5/31, 6/6, 6/14, 6/15, 6/16, 6/21, 6/28, 6/29, 7/1 AC

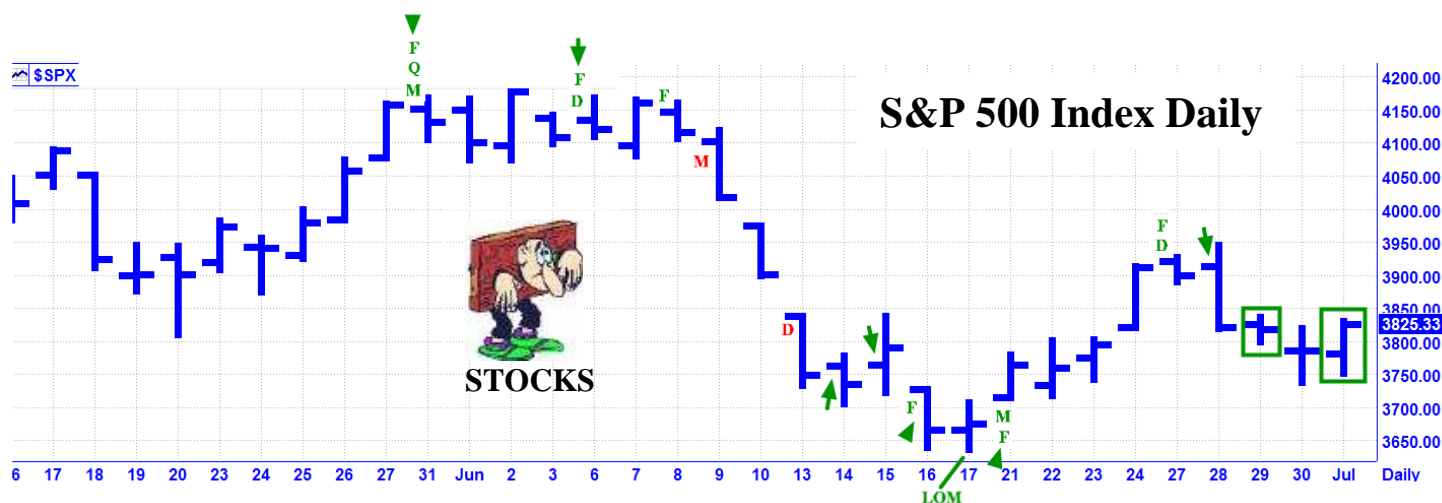
5/31 was a short term high. 6/6 was a short term high. 6/14 was a short term low. 6/15 was a short term high.

6/16 was close in price and one day ahead of the low of the month. 6/21 was close in price and one day past the low of the month. 6/28 was a good short term high. 6/29 is to be determined. Score – 7 out 7 good dates = 100%.

Total Score – 18 out of 20 good dates = 90%.

FUTURES AND OPTIONS TRADING IS NOT SUITABLE FOR ALL INVESTORS. THE RISK OF LOSS IS SUBSTANTIAL. AN INVESTOR COULD LOSE MORE THAN THE INITIAL INVESTMENT. PAST PERFORMANCE IS NOT NECESSARILY INDICATIVE FUTURE RESULTS.

Stocks Continued –



LEGEND: If it is **Green** it is a winner. If it is **Red** it is a miss. A **Green** encircled bar at the end of the month, is still open to evaluation due to a lack of time. **A Yellow Bar is a Pass.** Astro Date = Arrow. D = DJIA. Fibonacci = F. Q = NASD Comp. M = Market Math. N = NYSE. S = S&P. U = US Fed. B = BankEn/Fed. LOM = Low of the Month. HOM = High of the Month.

July Update – The S&P rallied strongly into the end of May and went into a topping formation during the first week of June. From that high, the S&P had more than a 10% decline into a 6/17 low of the month. From that low, the S&P had about an 8% rally into a 6/28 high. From that high, the S&P dropped about two hundred handles into a 6/30 low. This followed by a traditional 4th of July pre-holiday rally into the three day weekend. So far, the 7/1 rally was a one day up day. We have a change in trend due over the 7/1 weekend. However, with only a one day rally, the market is not very over-bought. There can still be a high on 7/5 when we resume trading, but this is not a high confidence window. However, 7/5 AC has Mercury 0 North Latitude and this is one of our top Astro events. Given that factor, the rally may extend into 7/6 and that would be a higher confidence scenario.

Looking ahead – We have some huge Astro points coming in July and following are the top ones:
 7/5 – Mercury 0 North Latitude; 7/8 AC – Uranus Contra-Parallel US MC, Mercury Perihelion, Pluto 0 US Pluto (A 248 year cycle, now retrograding back to when it first hit on this cycle, on 2/21, just 3 days ahead of Russia invading Ukraine); 7/11 AM – Moon's North Node Parallel US Mercury; 7/11 PM – Uranus 90 US Moon;
 7/13 PM – Full Moon in Capricorn at Perigee; 7/15 AC – Saturn Contra-Parallel Latitude US Neptune;
 7/26 PM – Moon's North Node 0 Uranus (15.33 year cycle); 7/28 PM – New Moon in Leo;
 7/28 AC – Jupiter in Aries turns Retrograde; and Pluto Contra-Parallel US Sun. Please notice that most of these Astro events are major negative aspects to the US chart. I see the potential for the US being attacked via a military confrontation or a terrorist attack.

Please take a look at the S&P Fractal Forecast near the end of this letter. It's beginning to show some good correlations. If this continues, there is the potential for a huge move in about 6 – 8 weeks.

Market Math –

7/07 = 4,871 music days > 3/06/2009 MAJOR LOW
 7/14 = 14,597 music days > 8/09/1982 MAJOR LOW

*NYSE – 7/18, 7/22, 7/25

Fibonacci – 7/13, Sat. 7/16, 7/25, 7/28

Astro – 7/5, 7/6, *7/11*, 7/14, 7/18, 7/25, 7/29, 7/29 AC

FUTURES AND OPTIONS TRADING IS NOT SUITABLE FOR ALL INVESTORS. THE RISK OF LOSS IS SUBSTANTIAL. AN INVESTOR COULD LOSE MORE THAN THE INITIAL INVESTMENT. PAST PERFORMANCE IS NOT NECESSARILY INDICATIVE OF FUTURE RESULTS..

T-BONDS

5/27 ZB U22 CL 140-30

7/01 ZB U22 CL 139-16

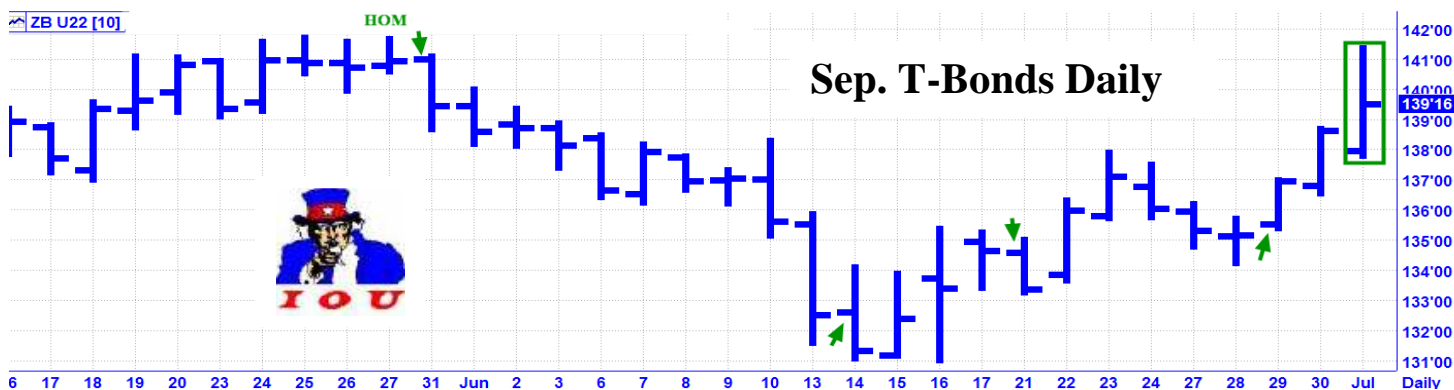
June Review – “T-Bonds declined sharply into a 5/9 low with 30 year US Treasury Rates getting back to a level not seen since 2018. Since that low, T-Bonds have had a 7 handle recovery. The top Astro events for T-Bonds this month are: 5/31 – New Moon; 6/03 PM – Uranus Contra-Parallel US Moon; 6/13 AC – Full Moon at Perigee; 6/14 AC – Jupiter 90 US Jupiter; 6/17 AC – Jupiter Contra-Parallel US Neptune; 6/28 AC – New Moon Apogee; and 7/01 AC – Jupiter 120 US Moon’s North Node. Key Dates – 5/31, 5/14, 5/21, 5/29, 7/1 AC”

Results – 5/31 was very close in price and one day past the high of the month. 6/14 was a short term low. 6/21 was a short term high. 6/29 was close in price and one day past a very good low. Score – 4 out of 4 good dates = 100%.

July Update – T-Bonds had a huge 10 handle decline into mid June and then a huge 10 handle recovery into the end of the month. If you are not familiar with T-Bond futures, a handle equals one full point which equals \$1,000. That was a \$10,000 decline and a \$10,000 rally for one contract.

Looking ahead, there are several huge planetary points to the US chart and that is a major factor for T-Bonds. The top Astro events are: 7/1 AC– Jupiter 120 US North Node; 7/8 AC – Uranus Contra-Parallel US MC and Pluto 0 US Pluto (A 248 year cycle); 7/11 AM – Moon’s North Node Parallel US Mercury; 7/11 PM – Uranus 90 US Moon; 7/13 PM – Full Moon in Capricorn at Perigee; 7/15 AC – Saturn Contra-Parallel Latitude US Neptune; 7/28 PM – New Moon in Leo; and 8/1 PM Pluto Contra-Parallel US Sun.

Key Dates – 7/5, 7/6, 7/11, 7/13, 7/18

US DOLLAR

5/27 DX U22 CL 101.503

7/01 DX U22 CL 104.875

June Review – “It looks like the US Dollar rallied to a major high on 5/13 and then declined into the end of the month. The top Astro events for the US Dollar this month are: 5/31 – New Moon; 6/03 PM – Uranus Contra-Parallel US Moon; 6/13 AC – Full Moon at Perigee; 6/14 AC – Jupiter 90 US Jupiter; 6/17 AC – Jupiter Contra-Parallel US Neptune; 6/28 AC – New Moon Apogee; and 7/01 AC – Jupiter 120 US Moon’s North Node. Key Dates – 5/31, 6/6, 6/14, 6/15, 6/21, 6/22, 6/29, 7/1 AC”

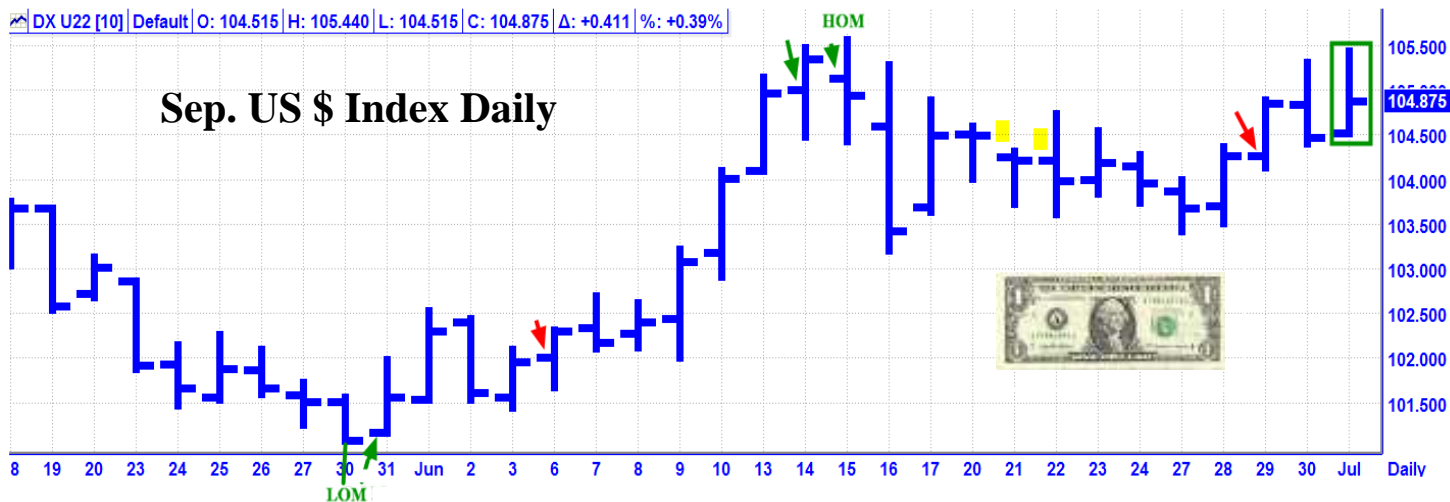
Results – 5/31 was very close in price and one day past the low of the month. 6/6 and 6/29 were not effective. 6/14 was very close in price and one day ahead of the high of the month. 6/15 was the exact high of the month. 6/21 and 6/22 were passes. Score – 3 out of 5 good dates = 60%.

July Update – The US Dollar Index had a huge rally into mid month. This was followed by a 10 day pullback and then a rally into the end of the month to test the high. Looking ahead, there are several huge planetary points to the US chart and that is a major factor for the US Dollar. The top Astro events are: 7/1 AC – Jupiter 120 US N. Node; 7/8 AC – Uranus Contra-Parallel US MC & Pluto 0 US Pluto ; 7/11 AM – Moon’s North Node Parallel US Mercury; 7/11 PM – Uranus 90 US Moon; 7/13 PM – Full Moon in Capricorn at Perigee; 7/15 AC – Saturn Contra-Parallel Latitude US Neptune; 7/28 PM – New Moon in Leo; and 8/1 PM Pluto Contra-Parallel US Sun.

Key Dates – 7/5, 7/6, 7/7, *7/11*, 7/13, 7/18, 7/18, 7/28, 7/29 AC

FUTURES AND OPTIONS TRADING IS NOT SUITABLE FOR ALL INVESTORS. THE RISK OF LOSS IS SUBSTANTIAL. AN INVESTOR COULD LOSE MORE THAN THE INITIAL INVESTMENT. PAST PERFORMANCE IS NOT NECESSARILY INDICATIVE OF FUTURE RESULTS.

DX U22 [10] Default O: 104.515 | H: 105.440 | L: 104.515 | C: 104.875 | Δ: +0.411 | %: +0.39%



COPPER

5/27 HG Z22 CL 4.3240

7/01 HG Z22 CL 3.6220

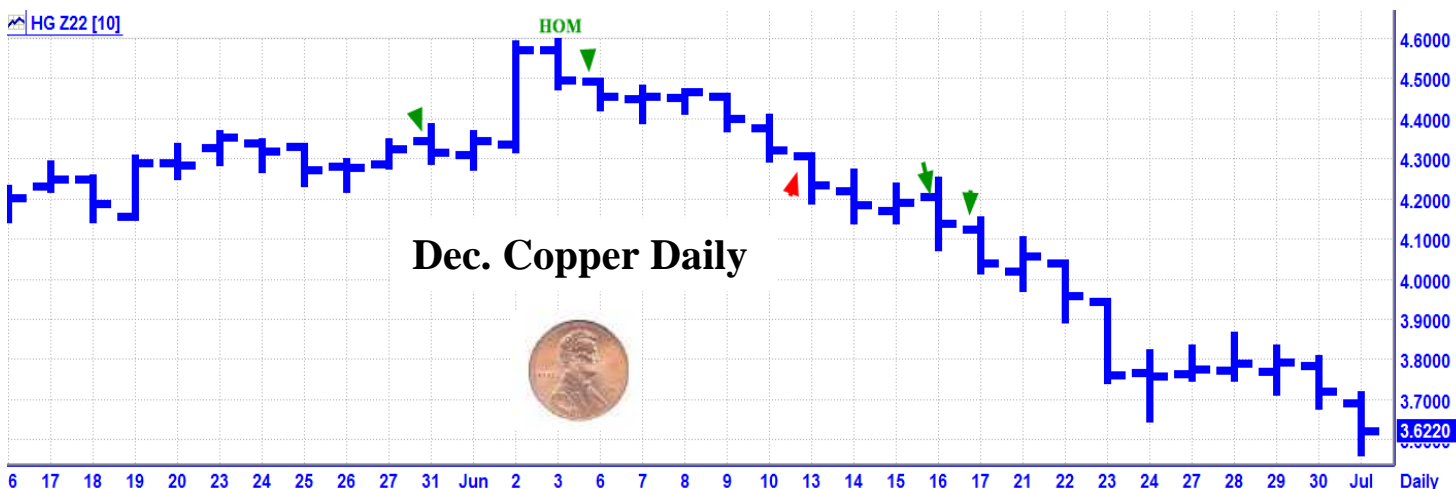
June Review – “During the past month, Copper had a large decline into a 5/12 low of the month. From that low, Copper rebounded about half way back into the end of the month. The top Astro events for the coming month are: 5/27 AC – Helio Saturn in Aquarius Contra-Parallel Uranus: 6/3 – Saturn in Aquarius turns Retrograde; and 6/17 AC – Saturn in Aquarius Parallel Neptune. Key Dates – 5/31, 6/6, 6/13, 6/16, 6/17”

Results – 5/31 was a one day high. 6/6 was close in price and one day past the high of the month. 6/13 was not effective. 6/16 was a very good bounce high. 6/17 was close in price and one day past the 6/16 high. Score – 4 out of 5 good dates = 80%.

July Update – Copper had a good rally into early June and then had a huge decline for the rest of the month. From an economic point of view, this is important because historically, Copper has long been viewed as a leading indicator. If the Copper’s price action in June is any indication, the economy is in serious trouble.

Looking ahead – The top Astro event for Copper in July is 7/26 AC – Moon’s North Node 0 Uranus in Taurus. Uranus is the co-ruling planet for Copper. This is a 15.33 year cycle.

Key Dates – 7/5, 7/18, 7/21, 7/27



FUTURES AND OPTIONS TRADING IS NOT SUITABLE FOR ALL INVESTORS. THE RISK OF LOSS IS SUBSTANTIAL. AN INVESTOR COULD LOSE MORE THAN THE INITIAL INVESTMENT. PAST PERFORMANCE IS NOT NECESSARILY INDICATIVE OF FUTURE RESULTS.

SILVER

5/27 SI U22 CL 22.191

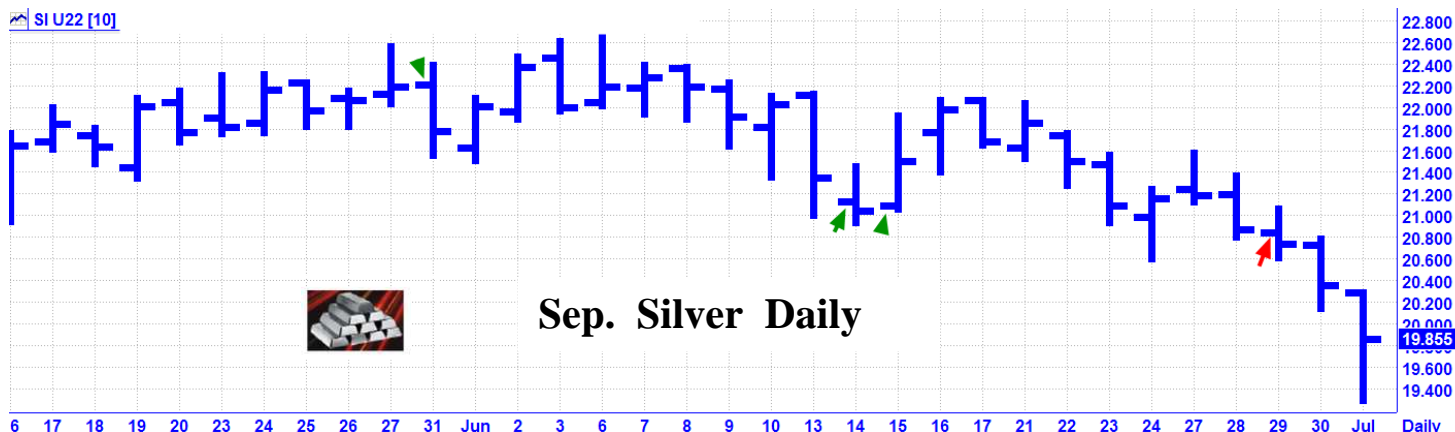
7/01 SI U22 CL 19.855

June Review – “Silver declined in the first half of May into a 5/13 low, near the 5/16 Full Moon Lunar Eclipse. The top Astro events for Silver this month are: 5/27 AC – New Moon; 6/13 AC – Full Moon at Perigee; 6/14 AC – Jupiter 45 Moon’s North Node; and 6/28 AC – New Moon in Cancer at Apogee. Key Dates – 5/31, 6/14, 6/15, 6/29”

Results – 5/31 was a very good short term high. 6/14 was a very good short term low. 6/15 was very close in price and one day past the 6/14 low. 6/29 was not effective. Score – 3 out of 4 good dates = 75%.

July Update – Silver had a modest rally into the first week of June and then accelerated to the downside into the end of the month. The top Astro events for Silver this month are: 7/13 PM – Full Moon at Perigee; 7/26 AC – Moon’s North Node 0 Uranus; and 7/28 PM – New Moon.

Key Dates – 7/14, 7/27, 7/29



GOLD

5/27 GC Q22 CL 1857.3

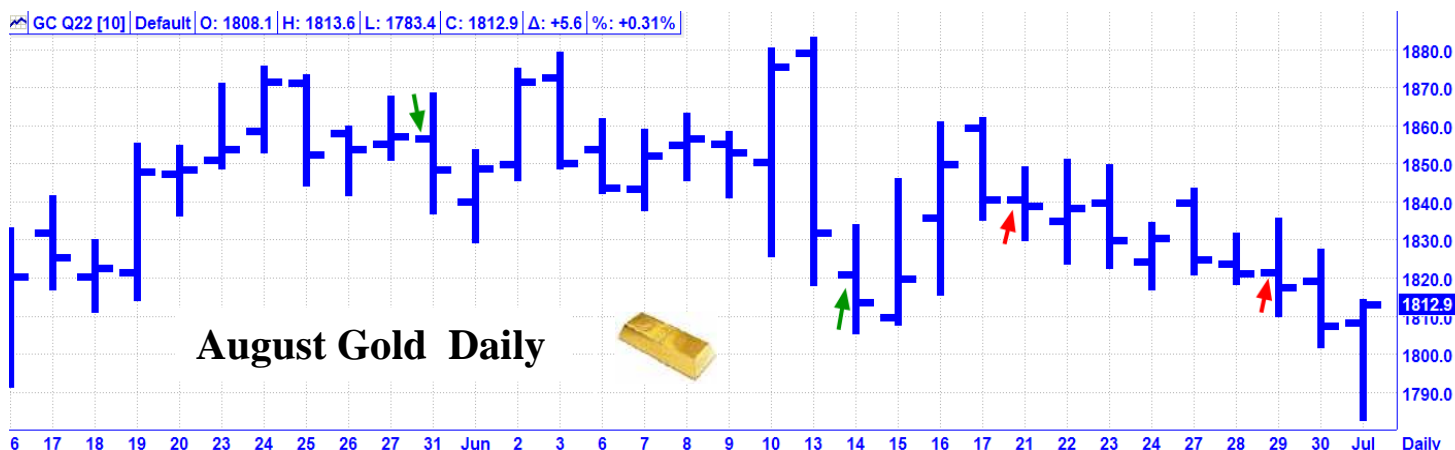
7/01 GC Q22 CL 1812.9

June Review – “During May, Gold had a large decline into mid month with a low near the 5/16 Lunar Eclipse. The top Astro events for this month are: 5/27 AC – New Moon; 6/13 AC – Full Moon at Perigee; 6/17 AC – Mars Perihelion; and 6/28 AC – New Moon at Apogee. Key Dates – 5/31, 6/14, 6/21, 6/29”

Results – 5/31 was a good short term high. 6/14 was a very good short term low. 6/21 and 6/29 were not effective. Score – 2 out of 4 good dates = 50%.

July Update – Gold traded in a whippy choppy trading range for the first half of June. Then, Gold began to rollover and shifted to a gradual and steady decline into the end of the month. The top Astro events for Gold this month are: 7/13 PM – Full Moon at Perigee and 7/28 PM – New Moon in Leo.

Key Dates – 7/14, 7/25, and 7/29



FUTURES AND OPTIONS TRADING IS NOT SUITABLE FOR ALL INVESTORS. THE RISK OF LOSS IS SUBSTANTIAL. AN INVESTOR COULD LOSE MORE THAN THE INITIAL INVESTMENT. PAST PERFORMANCE IS NOT NECESSARILY INDICATIVE OF FUTURE RESULTS.

OJ

5/27 JO U22 CL 174.55

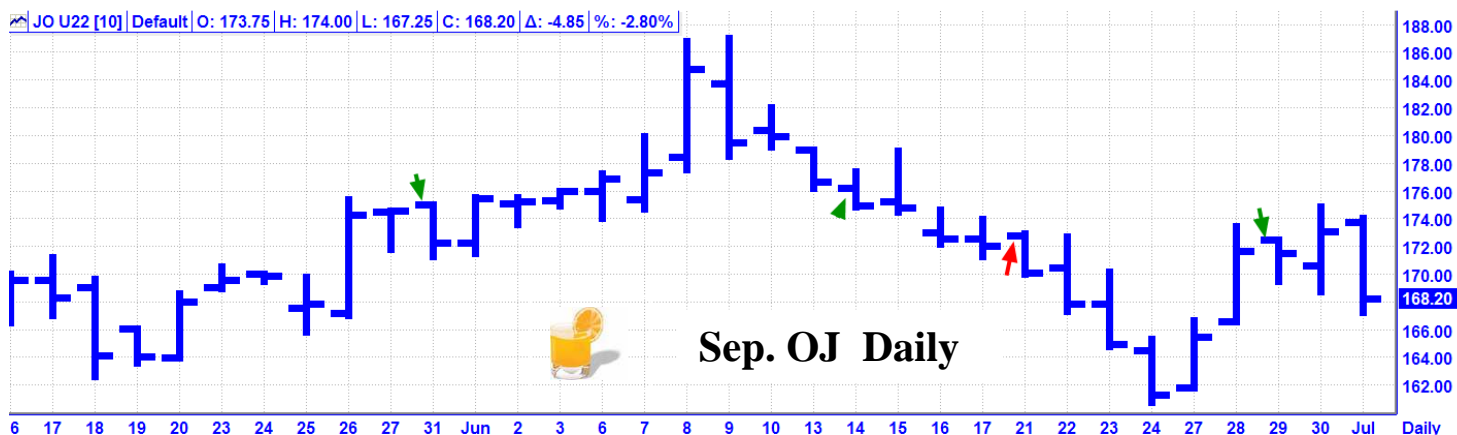
7/01 JO U22 CL 168.20

June Review – “OJ made a 5/2 high, declined into mid-month, and then rallied into the end of the month. The top Astro events for OJ this month are: 5/27 AC – New Moon; 6/13 AC – Full Moon at Perigee; 6/17 AC – Mars Perihelion; and 6/28 AC – New Moon at Apogee. Key Dates – 5/31, 6/14, 6/21, 6/29”

Results – 5/31 was a short term high. 6/14 was a short term low. 6/21 was not effective. 6/29 was a short term high. Score – 3 out of 4 good dates = 75%.

July Update – OJ had a strong rally into a 6/9 high, declined into a 6/24 low, and then bounced into the end of the month. The top Astro events for OJ this month are: 7/13 PM – Full Moon at Perigee and 7/28 PM – New Moon in Leo.

Key Dates – 7/14, 7/25, and 7/29



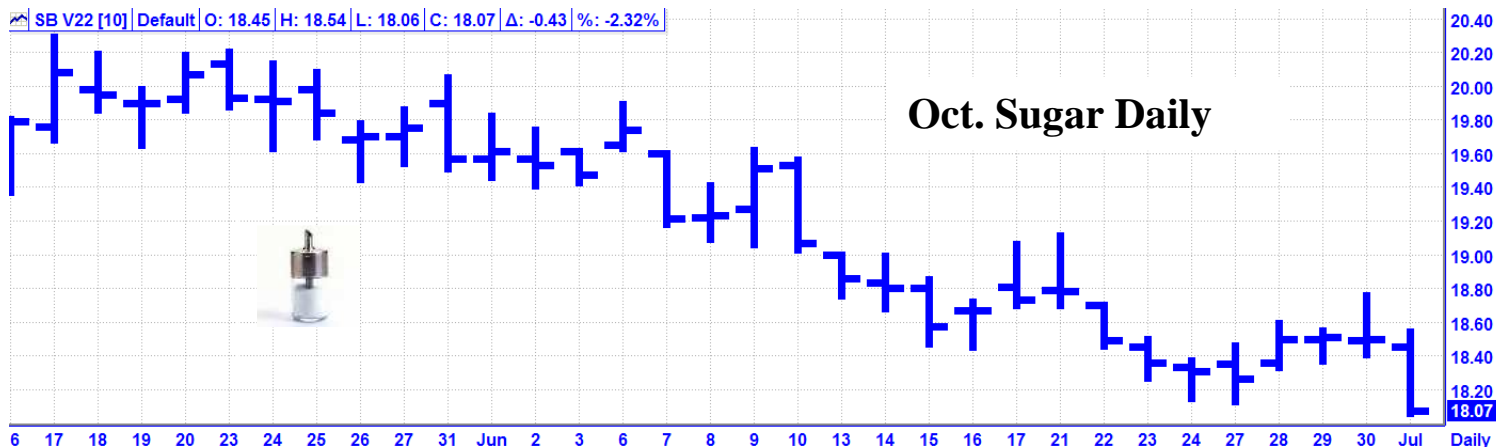
SUGAR

5/27 SB V22 CL 19.75

7/01 SB V22 CL 18.07

New Only – Sugar is back on our Astro radar for July. Sugar has been in a steady downtrend for the past month.

Key Dates - 7/5, 7/11, 7/18



FUTURES AND OPTIONS TRADING IS NOT SUITABLE FOR ALL INVESTORS. THE RISK OF LOSS IS SUBSTANTIAL. AN INVESTOR COULD LOSE MORE THAN THE INITIAL INVESTMENT. PAST PERFORMANCE IS NOT NECESSARILY INDICATIVE OF FUTURE RESULTS.

COFFEE

5/27 KC U22 CL 229.70

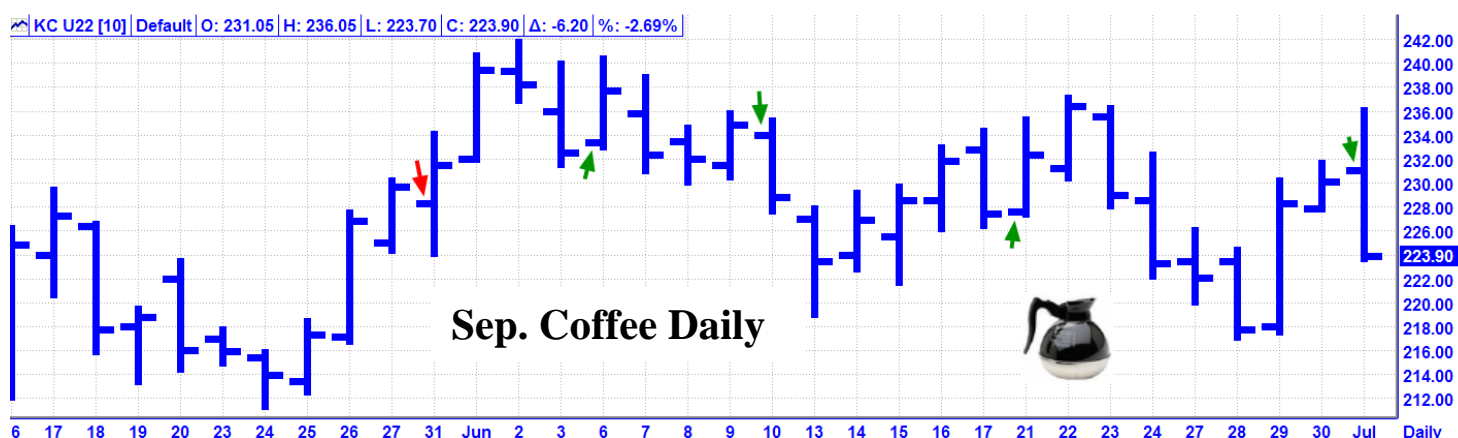
7/01 KC U22 CL 223.90

June Review – “Following a large mid May decline. Coffee rallied strongly into the end of the month. The top Astro events for Coffee this month are: 5/27 AC – Helio Saturn Contra-Parallel Uranus; 6/8 AC – Saturn Retrograde; and 6/17 AC – Saturn Parallel Neptune. Key Dates – 5/31, 6/6, 6/10, 6/21, 7/1”

Results – 5/31 was not effective. 6/6 was a short term low. 6/10 was very close in price and one day past a very good short term high. 6/21 was very close in price & one day past a good short term low. 7/1 was a good short term high. Score – 4 out of 5 good dates = 80%.

July Update - During the past month, Coffee traded in a wide trading range. The top Astro events for Coffee are: 7/13 AC – Full Moon in Capricorn at Perigee; 7/18 AC – Helio Jupiter 60 Pluto; & 7/20 AC – Geo Jupiter 45 Saturn.

Key Dates – 7/5, 7/14, 7/19, 7/21

GRAINS

The historical short term key to the grains, especially Corn and Soybeans, has been a combination of the lunar cycle and the movements of Mercury. These markets tend to make short term reversals on New Moons and Full Moons. Historically, Full Moons have been lows and New Moons have usually been highs. However, recently this pattern has been inverted. Mercury turns retrograde approximately every 120 days, for a period of about 21 days. Grains tend to make highs at Mercury Retrograde and lows when it turns Direct. For example, Mercury turned Retrograde in Gemini 5/09 AC and turned Direct in Taurus 6/2 AC.

An ideal lunar cycle setup is when a market has a sizeable move into a Full Moon or a New Moon.

July Key Dates:

7/05 AC – Mercury 0 North Latitude - Corn, Oats, Soybeans, Wheat.

7/08 AC – Mercury Perihelion - Corn, Oats, Soybeans, Wheat.

7/13 AC – Full Moon/Capricorn Perigee - Corn, Oats, Soybeans, Wheat.

7/18 AC – Helio Jupiter 60 Pluto – Oats.

7/20 AC – Geo Jupiter 45 Saturn - Oats.

7/28 AC – Helio Mars > Aries – Oats.

FUTURES AND OPTIONS TRADING IS NOT SUITABLE FOR ALL INVESTORS. THE RISK OF LOSS IS SUBSTANTIAL. AN INVESTOR COULD LOSE MORE THAN THE INITIAL INVESTMENT. PAST PERFORMANCE IS NOT NECESSARILY INDICATIVE OF FUTURE RESULTS.

CORN

5/27 ZC Z22 CL 7300

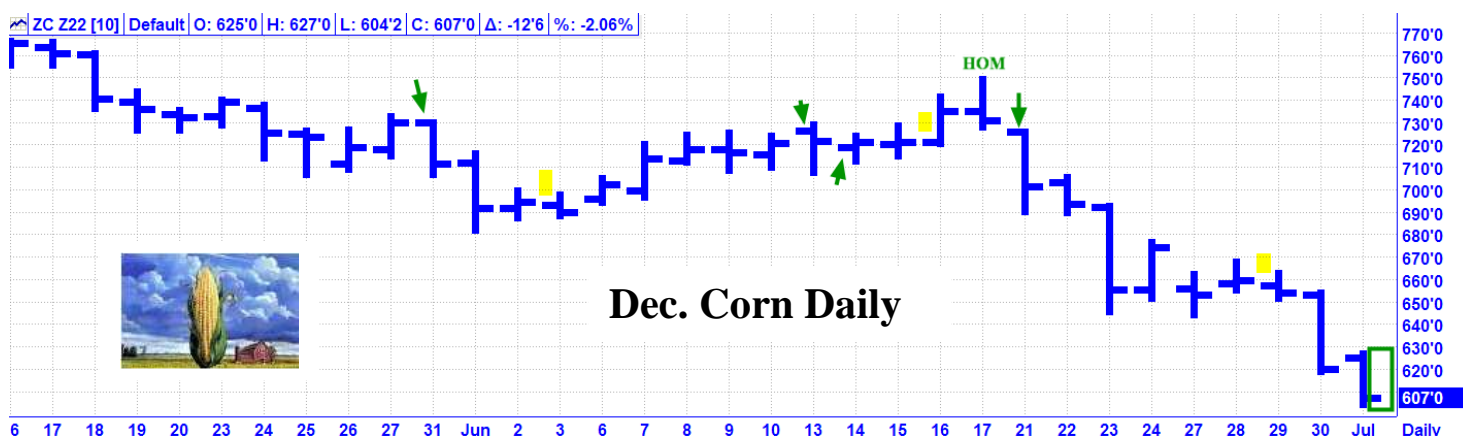
7/01 ZC Z22 CL 6070

June Review – “During May, Corn traded mostly in a wide trading range with a downward bias. The top Astro events for this month are: 5/27 AC – Mercury Aphelion; 5/27 AC – New Moon; 6/02 AC – Mercury turns Direct; 6/13 AC – Full Moon Perigee; 6/16 AM – Mercury Max. Elong. West; 6/17 AC – Mars Perihelion; and 6/28 AC – New Moon Apogee.
Key Dates – 5/31, 6/3, 6/13, 6/14, 6/16, 6/21, 6/29, 7/1 AC”

Results – 5/31 was a good short term high. 6/13 was a short term high. 6/14 was a short term low. 6/21 was close in price and one day past the high of the month. 6/3, 6/16, and 6/29 were passes. Score – 4 out of 4 = 100%.

July Update – From early June, Corn had a modest rally into a 6/17 high of the month. From that high, Corn had a sharp decline into the end of the month. The top Astro events for Corn this month are: 7/5 AC – Mercury 0 North Latitude; 7/8 AC – Mercury Perihelion; 7/13 AC – Full Moon at Perigee; and 7/28 PM – New Moon in Leo.

Key Dates – 7/5, 7/6, 7/11, 7/14, 7/28, 7/28, 7/29 AC

OATS

5/27 ZO U22 CL 6464

7/01 ZO U22 CL 5060

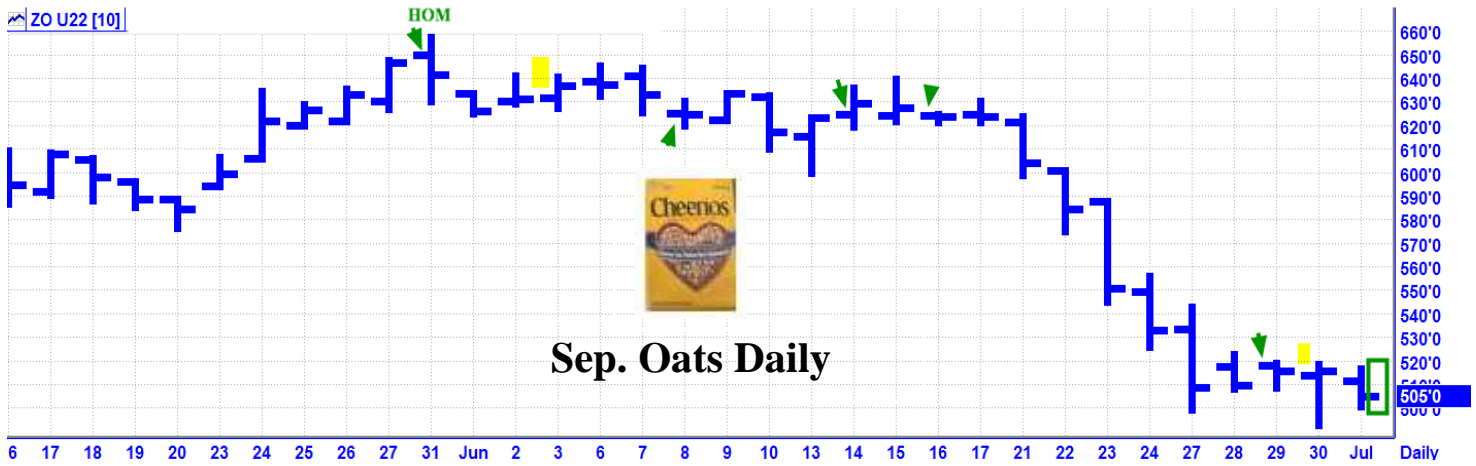
June Review – “Oats prices declined into mid month and then rallied strongly into the end of the month. The top Astro events for the coming month are: 5/27 AC – Mercury Aphelion; 5/27 AC – Jupiter Parallel Latitude Neptune; 5/27 AC – New Moon; 6/02 AC – Mercury turns Direct; 6/13 AC – Full Moon/Sagittarius Perigee; 6/14 AC – Jupiter 45 North Node; 6/16 AM – Mercury Max. Elongation West; and 6/28 AC – New Moon/Cancer Apogee.
Key Dates – *5/31*, 6/3, 6/8, 6/14, 6/16, 6/29, 6/30, 7/1 AC”

Results – 5/31 was the exact high of the month. 6/8 was a short term low. 6/14 was very close in price and one day ahead of a very good high. 6/16 was very close in price and one day past the 6/15 high. 6/29 was a short term high. 6/3 and 6/30 were passes. Score – 5 out of 5 good dates = 100%.

July Update – Oats had their high of the month on 5/31, then traded sideways to slightly lower for three weeks, and then sharply declined into the end of the month. The top Astro events for Oats this month are: 7/5 AC – Mercury 0 North Latitude; 7/8 AC – Mercury Perihelion; 7/13 AC – Full Moon at Perigee; 7/28 PM – New Moon in Leo, and 7/28 AC – Jupiter turns Retrograde.

Key Dates – 7/5, 7/6, 7/11, 7/14, 7/19, 7/29

FUTURES AND OPTIONS TRADING IS NOT SUITABLE FOR ALL INVESTORS. THE RISK OF LOSS IS SUBSTANTIAL. AN INVESTOR COULD LOSE MORE THAN THE INITIAL INVESTMENT. PAST PERFORMANCE IS NOT NECESSARILY INDICATIVE OF FUTURE RESULTS.



SOYBEANS

5/27 ZS X22 15440

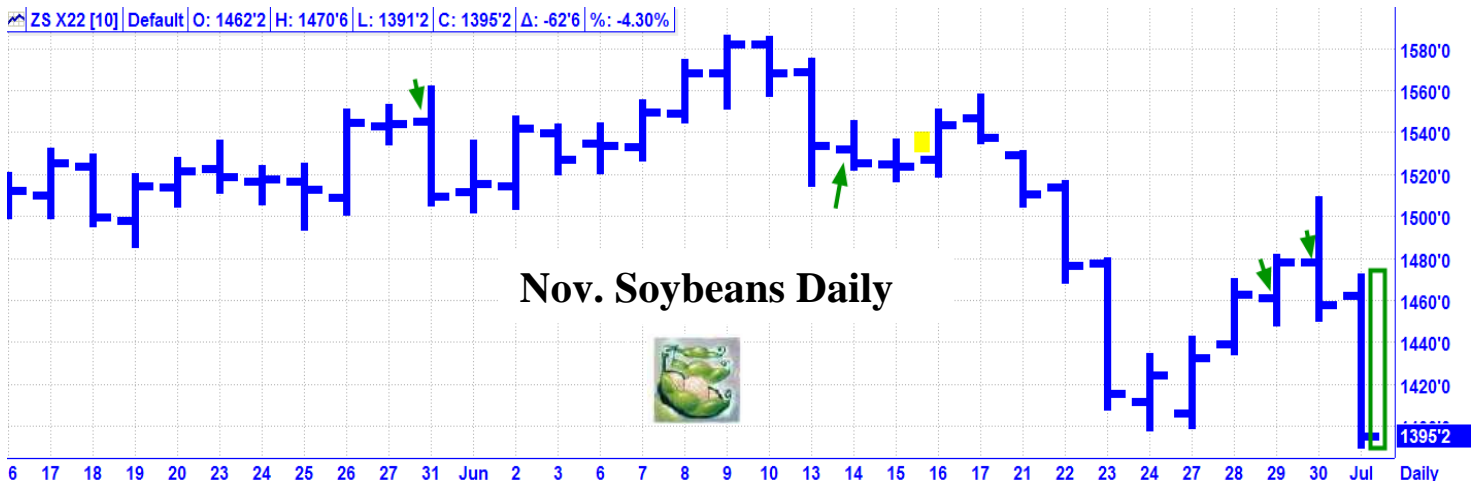
7/01 ZS X22 13952

June Review – “Soybeans had a strong downtrend into a 5/9 low of the month and then an even stronger up trend into the end of the month. The top Astro events for the coming month are: 5/27 AC – Mercury Aphelion; 5/27 AC – New Moon; 6/02 AC – Mercury turns Direct; 6/13 AC – Full Moon Perigee; 6/16 AM – Mercury Maximum Elongation West; and 6/28 AC – New Moon Apogee.
Key Dates – 5/31, 6/14, 6/16, 6/29, 6/30, 7/1 AC”

Results – 5/31 was a good short term high. 6/14 was a short term low. 6/16 was a pass. 6/29 was close in price and one day ahead of a very good short term high. 6/30 was a very good short term high.
Score – 4 out of 4 good dates = 100%.

July Update – Soybeans made the high of the month on 6/9 and then shifted to a strong down trend into a 6/24 low. From that low, they rallied into a 6/30 high. From that high, there was a strong decline into the 7/1 close. The top Astro events for Soybeans this month are: 7/5 AC – Mercury 0 North Latitude; 7/8 AC – Mercury Perihelion; 7/13 AC – Full Moon at Perigee; and 7/28 PM – New Moon in Leo.

Key Dates – 7/5, 7/6, 7/11, 7/14, 7/25, 7/29



FUTURES AND OPTIONS TRADING IS NOT SUITABLE FOR ALL INVESTORS. THE RISK OF LOSS IS SUBSTANTIAL. AN INVESTOR COULD LOSE MORE THAN THE INITIAL INVESTMENT. PAST PERFORMANCE IS NOT NECESSARILY INDICATIVE OF FUTURE RESULTS.

WHEAT

5/27 ZW Z22 CL 11734

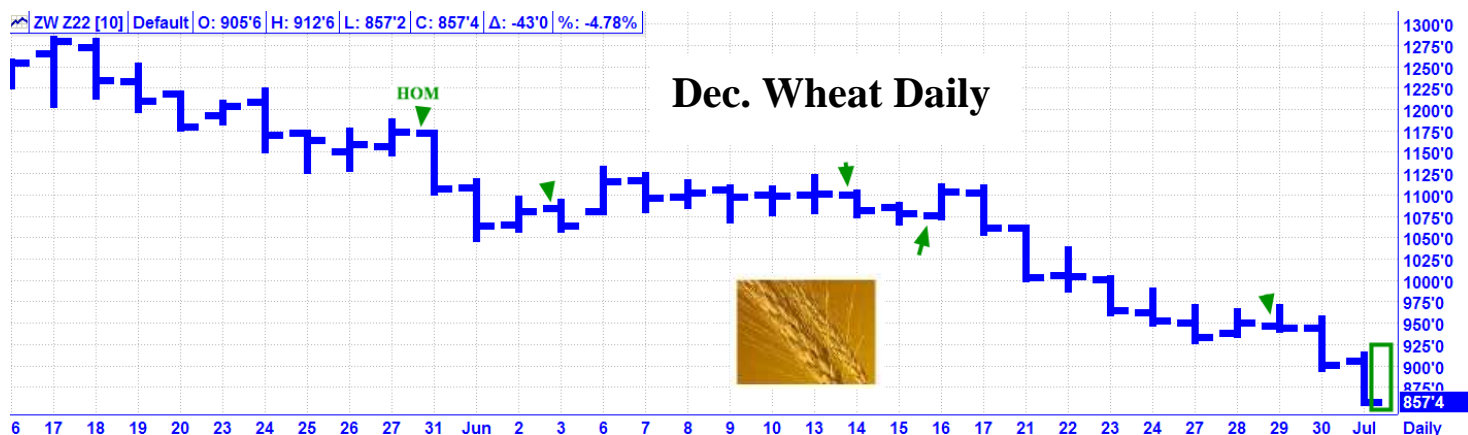
7/01 ZW Z22 CL 8572

June Review – “Wheat had a shallow pullback into the 5/2 low of the month and then a strong rally into a 5/17 high of the month. From that high, Wheat declined into a 5/26 low. The top Astro events for Wheat this month are: 5/27 AC – Mercury Aphelion; 5/27 AC – New Moon; 6/02 AC – Mercury turns Direct; 6/13 AC – Full Moon Perigee; 6/16 AM – Mercury Maximum Elongation West; and 6/28 AC – New Moon Apogee. Key Dates – 5/31, 6/3, 6/14, 6/16, 6/29, 7/1 AC”

Results – 5/31 was the high of the month. 6/3 was a short term high. 6/14 was very close in price and one day past a short term high. 6/16 was very close in price and one day past a short term low. 6/29 was a good short term high. Results – 5 out of 5 good dates = 100%.

July Update – Wheat had a small rally high on 5/31, a decline into 6/1, a narrow sideways trading range into a 6/17 high, and then a strong decline into the end of the month. The top Astro events for Wheat this month are: 7/5 AC – Mercury 0 North Latitude; 7/8 AC – Mercury Perihelion; 7/13 AC – Full Moon at Perigee; and 7/28 PM – New Moon in Leo.

Key Dates – 7/5, 7/6, 7/11, 7/14, 7/18, 7/29



MARTIAN MARKETS OF THE MONTH REVIEW

5/24 AC – Geo Mars entered Aries – There are no liquid markets associated with Aries. Secondly, Aries is harmonically related to Cancer – Silver; Leo – Corn, Gold & OJ; Libra – Sugar & Wheat; and Sagittarius – Oats; and Capricorn – Coffee.

6/10 AC – Helio Mars entered Pisces – Pisces is the ruling sign for the Commodity Index, Inflation, and Oil. Secondly, the following are harmonically related – Cancer - Silver; Virgo – Soybeans; Scorpio – Cocoa, Hogs, & T-Bonds; and Sagittarius – Oats.

FUTURES AND OPTIONS TRADING IS NOT SUITABLE FOR ALL INVESTORS. THE RISK OF LOSS IS SUBSTANTIAL. AN INVESTOR COULD LOSE MORE THAN THE INITIAL INVESTMENT. PAST PERFORMANCE IS NOT NECESSARILY INDICATIVE OF FUTURE RESULTS.

COMMODITY INDEX - CRB

5/27 CRB CL 320.52

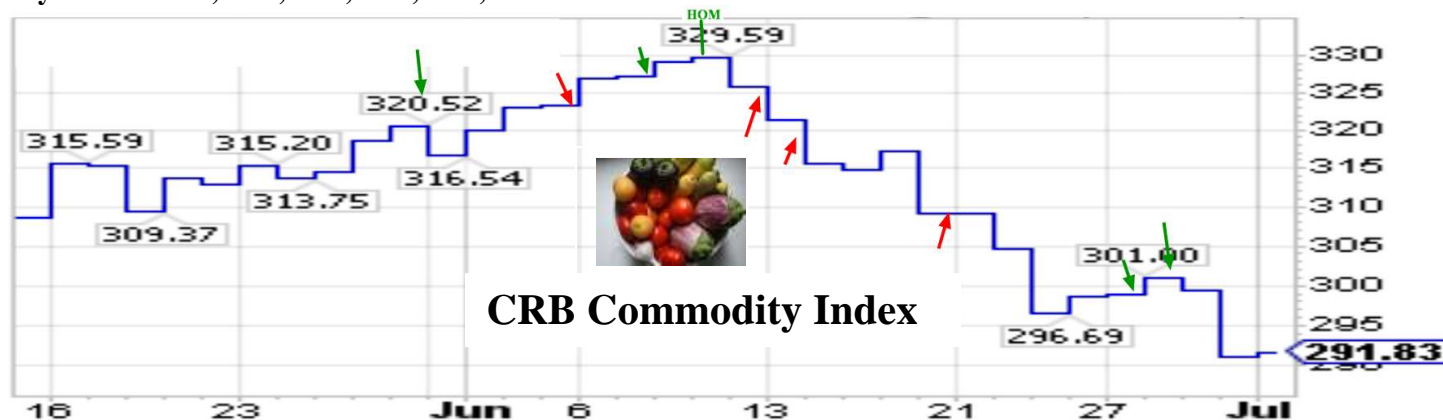
7/01 CRB CL 291.83

June Review – “During the past month, the CRB traded in a wide trading range with an upward bias, reaching an 11 year high. That may reflect that about 11 years ago, Jupiter was in Pisces, which is the inflation sign. Jupiter is an 11 ½ year cycle. Geo Jupiter was recently in Pisces and Helio Jupiter is still in Pisces. The top Astro events for the Commodity Index/CRB are: 5/27 AC New Moon; 5/27 AC - Jupiter Parallel Latitude Neptune in Pisces; 6/3 AC – Helio Jupiter in Pisces 0 Neptune in Pisces; 6/7 AC – Helio Jupiter in Pisces Parallel Neptune in Pisces; 6/10 AC Helio Mars enters Pisces; 6/13 AC – Full Moon – Perigee; 6/17 AC – Saturn Parallel Neptune in Pisces; Jupiter Contra-Parallel Latitude US Neptune; 6/27 AC - Neptune in Pisces turns Retrograde; and 6/28 AC – New Moon at Apogee. Key Dates – 5/31, 6/6, 6/8, 6/13, 6/14, 6/21, 6/28, 6/29”

Results – 5/31 was short term high. 6/6, 6/13, 6/14, and 6/21 were not effective. 6/8 was close in price and one day ahead of the high of the month. 6/28 was very close in price and one day ahead of a good short term high. 6/29 was a good short term high. Score – 4 out of 8 good dates = 50%.

July Update – Reflecting several markets, the CRB rallied to a 6/9 high of the month, and then went into a strong downtrend into the end of the month. The top Astro events for July are: 7/13 PM – Full Moon at Perigee; 7/15 AC – Saturn Contra-Parallel US Neptune; and 7/28 PM – New Moon in Leo.

Key Dates – 7/14, 7/18, 7/19, 7/20, 7/25, 7/29

**CRB Commodity Index**CRUDE OIL

5/27 CL U22 CL 109.23

7/01 CL U22 CL 105.45

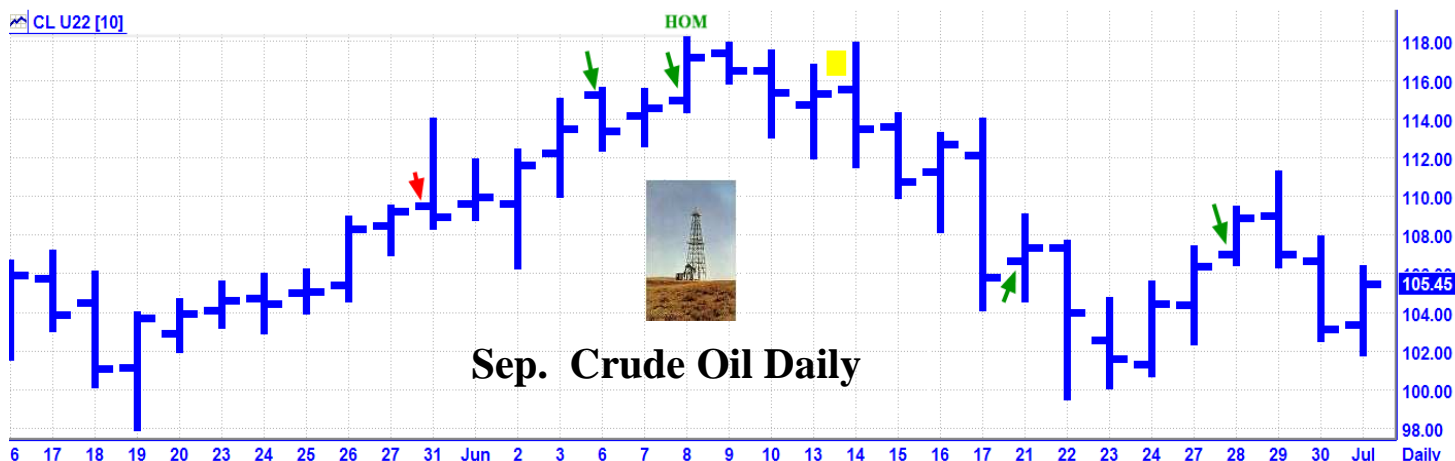
June Review – “Crude Oil has been in a strong uptrend. However, following a 5/5 peak, there was a large and quick decline into a 5/11 low of the month. From that low, Crude Oil zig zagged into a month end high of the month. The top Astro events for the coming month are: 5/27 AC New Moon; 5/27 AC - Jupiter Parallel Latitude Neptune in Pisces; 6/3 AC – Helio Jupiter in Pisces 0 Neptune in Pisces; 6/7 AC – Helio Jupiter in Pisces Parallel Neptune in Pisces; 6/10 AC Helio Mars enters Pisces; 6/13 AC – Full Moon – Perigee; 6/17 AC – Saturn Parallel Neptune in Pisces; Jupiter Contra-Parallel Latitude US Neptune; 6/27 AC - Neptune in Pisces turns Retrograde; and 6/28 AC – New Moon at Apogee. Key Dates – 5/31, 6/6, 6/8, 6/14, 6/21, 6/28”

Results – 5/31 was not effective. 6/6 was a short term high. 6/8 was the exact high of the month. 6/14 was a pass. 6/21 was close in price and one day past a short term low. 6/28 was close in price and one day ahead of a good high. Score – 4 out of 5 good dates = 80%.

July Update – Crude Oil rallied strongly into a 6/8 high of the month and then had a large decline into a 6/22 low. From that low, the market rallied an almost perfect .618 retracement peak to the 111.00 area on 6/29 and then declined about 9 handles into a 7/1 low. The top Astro events for July are: 7/13 PM – Full Moon at Perigee; 7/15 AC – Saturn Contra-Parallel US Neptune; and 7/28 PM – New Moon in Leo.

Key Dates – 7/5, 7/14, 7/18, 7/19, 7/20, 7/25, 7/29

FUTURES AND OPTIONS TRADING IS NOT SUITABLE FOR ALL INVESTORS. THE RISK OF LOSS IS SUBSTANTIAL. AN INVESTOR COULD LOSE MORE THAN THE INITIAL INVESTMENT. PAST PERFORMANCE IS NOT NECESSARILY INDICATIVE OF FUTURE RESULTS.



**MARTIAN MARKETS OF THE MONTH
NEW**

7/01 AC – Geo Mars enters Taurus –Taurus is the ruling sign for the Cattle & Cotton. Secondarily, the following are harmonically related: Leo – Corn, Gold, & Oj; Virgo – Soybeans; Scorpio – Cocoa, Hogs, & T-Bonds; Capricorn – Coffee; and Aquarius – Copper.

7/28 PM – Helio Mars enters Aries – There are no liquid markets associated with Aries. Secondarily, Aries is harmonically related to Cancer – Silver; Leo – Corn, Gold & OJ; Libra – Sugar & Wheat; and Sagittarius – Oats: and Capricorn – Coffee.

CATTLE

5/27 LE Q22 CL 132.325

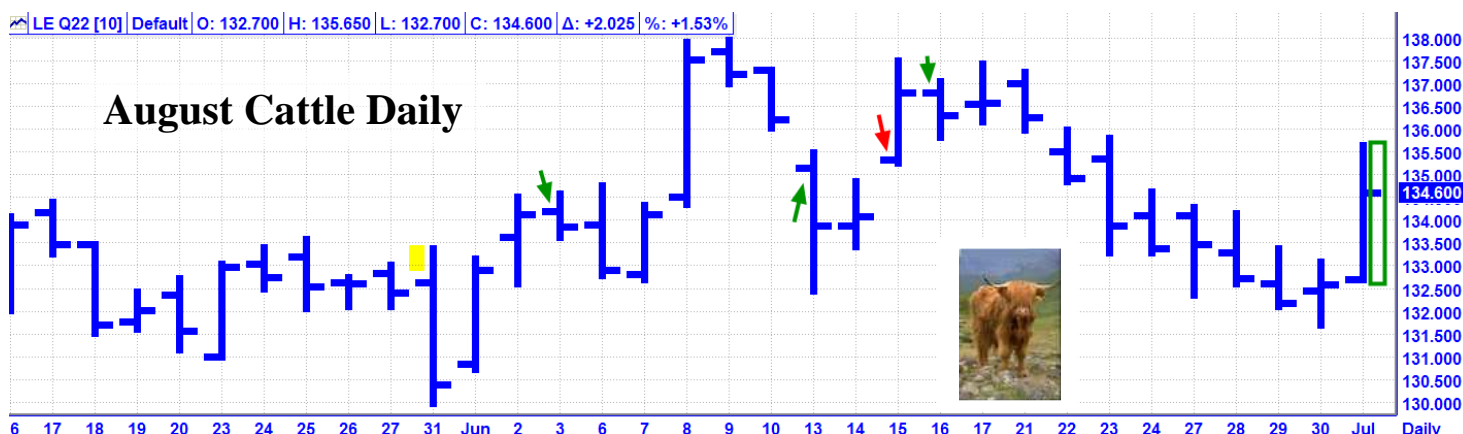
7/01 LE Q22 CL 134.600

June Review – “Cattle declined into mid-May and then traded in a mostly sideways trading range into the end of the month. The top Astro events for Cattle this month are: 5/27 AC - Helio Saturn Contra-Parallel Uranus in Taurus; and 6/2 AC – Mercury in Taurus turns Direct. Key Dates – 5/31, 6/3, 6/13, 6/15, 6/16, 7/1 AC”

Results – 5/31 was a pass. 6/3 was a short term high. 6/13 was a good low. 6/15 was not effective. 6/16 was very close in price and one day past a very good high. Score – 3 out of 4 good dates = 75%.

July Update – Right now, the important event is over the 7/1 weekend, Geo Mars entered Taurus, which is the ruling sign for Cattle. Cattle had a huge rally day on 7/1. This sets up a possible high for 7/5 or 7/6. The other top Astro event for Cattle this month is 7/26 AC – Moon’s North Node 0 Uranus in Taurus.

Key Dates – 7/5, 7/6, 7/11, 7/18, 7/27, 7/28, 7/29



FUTURES AND OPTIONS TRADING IS NOT SUITABLE FOR ALL INVESTORS. THE RISK OF LOSS IS SUBSTANTIAL. AN INVESTOR COULD LOSE MORE THAN THE INITIAL INVESTMENT. PAST PERFORMANCE IS NOT NECESSARILY INDICATIVE OF FUTURE RESULTS.

COTTON

5/27 CT Z22 CL 122.95

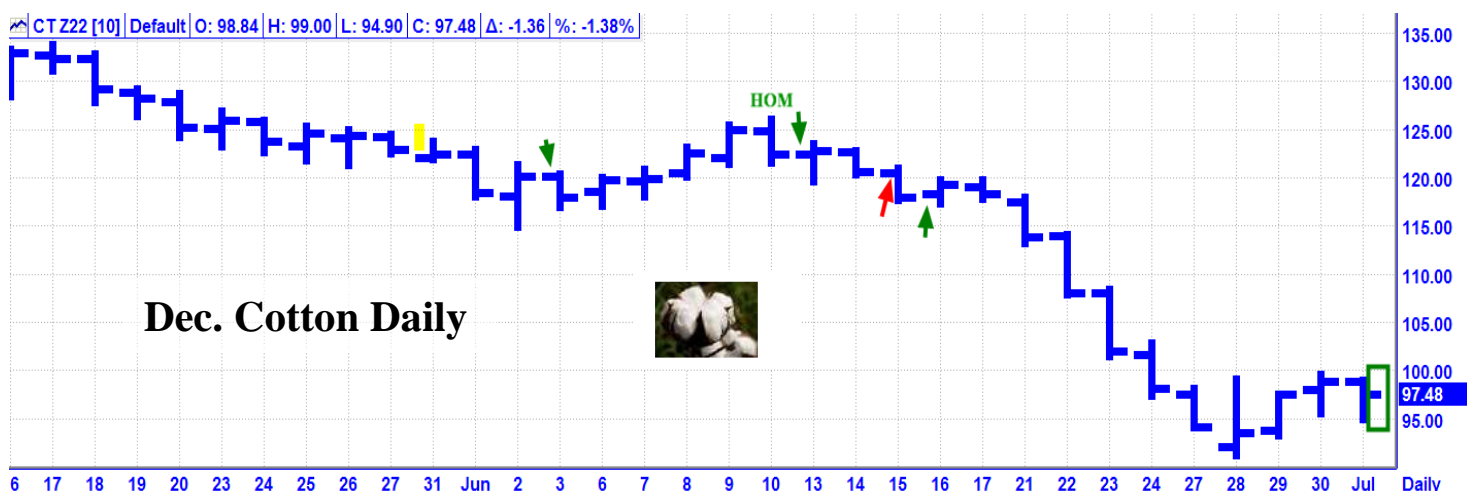
7/01 CT Z22 CL 97.48

June Review – “Following a 5/4 high of the month, Cotton had a zig zag decline into the end of the month. The top Astro events for June are: 5/27 AC - Helio Saturn Contra-Parallel Uranus in Taurus; and 6/2 AC – Mercury in Taurus turns Direct. Key Dates – 5/31, 6/3, 6/13, 6/15, 6/16, 7/1 AC”

Results – 5/31 was a pass. 6/3 was a short term high. 6/13 was close in price and one day past the high of the month. 6/15 was not effective. 6/16 was a short term low. Score – 3 out of 4 good dates = 75%.

July Update – With the exception of a mid month bounce, Cotton was in a steady downtrend for most of June. Right now, the important event is that over the 7/1 weekend, Geo Mars entered Taurus, which is the ruling sign for Cotton. Cotton had a modest rally into the end of last week. This may set up a possible high for 7/5 or 7/6. The other top Astro event for Cotton this month is 7/26 AC – Moon’s North Node 0 Uranus in Taurus.

Key Dates – 7/5, 7/6, 7/11, 7/18, 7/27, 7/28, 7/29



FUTURES AND OPTIONS TRADING IS NOT SUITABLE FOR ALL INVESTORS. THE RISK OF LOSS IS SUBSTANTIAL. AN INVESTOR COULD LOSE MORE THAN THE INITIAL INVESTMENT. PAST PERFORMANCE IS NOT NECESSARILY INDICATIVE OF FUTURE RESULTS.

SPECIAL ANNOUNCEMENTS

GET THE FRACTAL FUTURES FORECAST NOW!

FREE! - The 2021 Fractal Futures Forecasts Results are available now FREE, just for asking! This covers approximately 27 major futures markets. You can also get a free 10 minute class to explain how you can use these charts. Many of these charts are amazingly accurate. It's educational! It's simple! It's free! It comes with a money back guarantee. Call Today!

The 2022 Fractal Forecast is available now! Subscribers can get this for 50% off = \$ 60 for 27 markets for the rest of 2022. You can get a free 10 minute class on how to use this. Contact me today!

Time Zone –As of March 13, 2022, 2:00 AM, we are observing Eastern Daylight Time (GMT -4).

Holiday Schedule – Following Monday, July 04, there are no US market holidays this month.

Publishing Schedule – The August letters will be published late night of Sunday, July 31.

Contact - Please note that our direct telephone number is 239-594-3939. International clients can call me for free on Skype at nwinski_1 . You can reach me during market hours, or leave a message any time and I will call you back as soon as possible. I look forward to helping you.



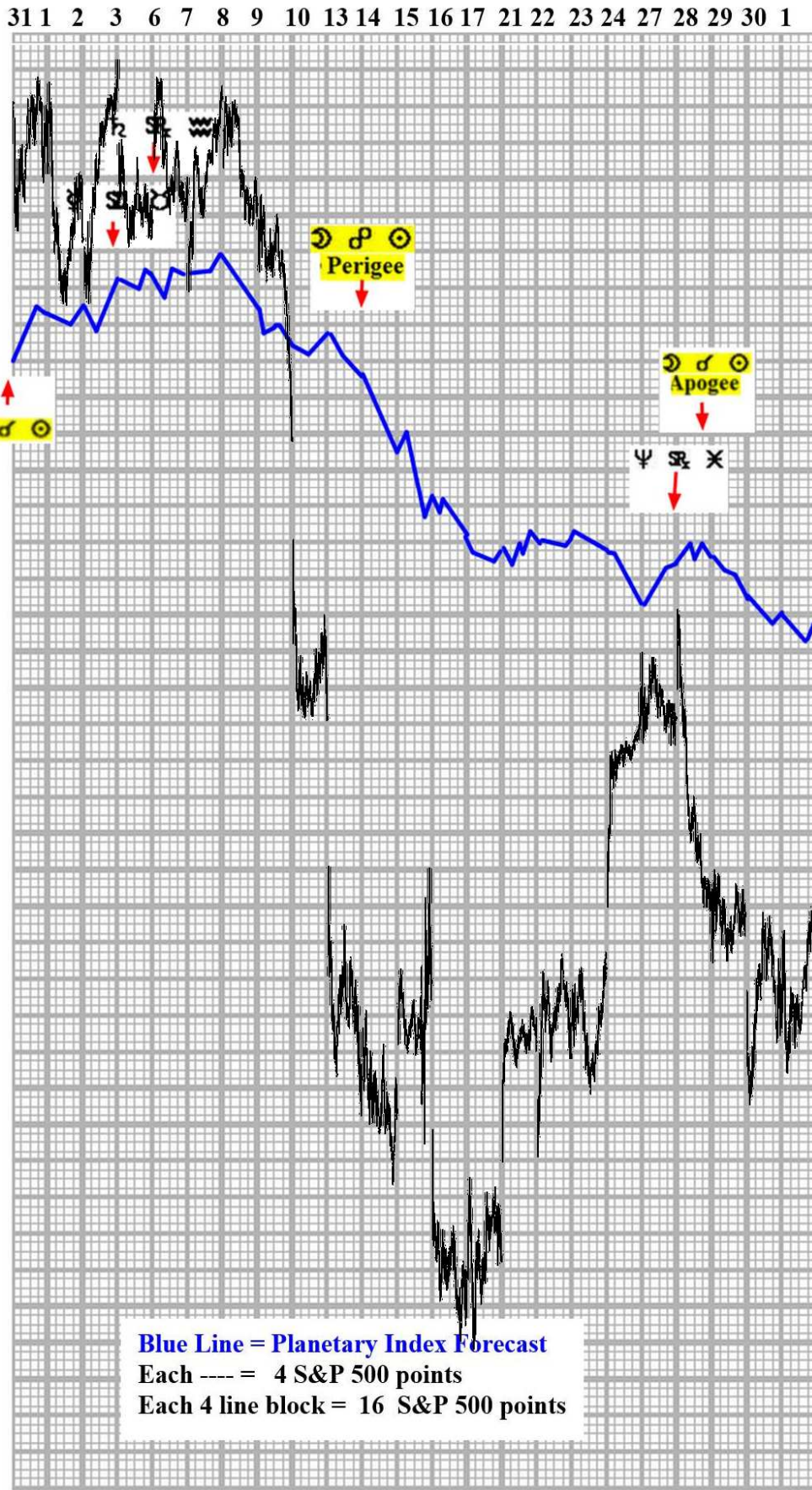
Thank You!

GOOD TRADING!

All of the material contained herein is the sole opinion of Norm Winski, the publisher of Astro-Trend Publication. Norm Winski will not be held responsible for accidental oversights, typos, or incorrect information from any sources that generate any of the opinions and comments found in this publication. Futures, Options on futures, and Forex trading carry significant risk, and is not for every investor. Only risk capital should be used. Past performance is not necessarily indicative of future results. Any person who chooses to use this information as a basis for any of their trading assumes all the liability and risk for themselves and hereby and absolutely agrees to indemnify and hold harmless Norm Winski. Risk may be more than the funds deposited in a trading account.

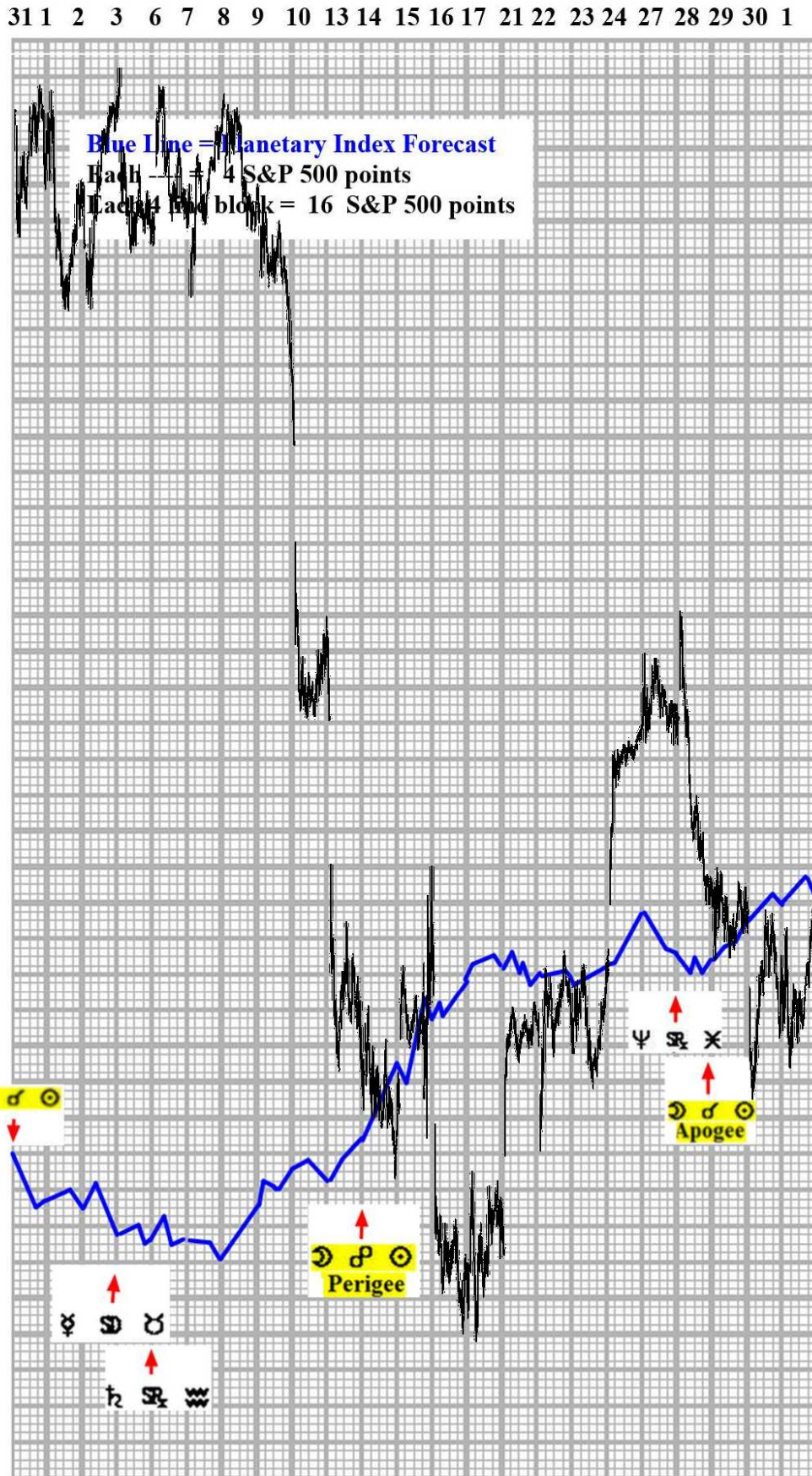
FUTURES AND OPTIONS TRADING IS NOT SUITABLE FOR ALL INVESTORS. THE RISK OF LOSS IS SUBSTANTIAL. AN INVESTOR COULD LOSE MORE THAN THE INITIAL INVESTMENT. PAST PERFORMANCE IS NOT NECESSARILY INDICATIVE OF FUTURE RESULTS.

ASTRO-TREND JUNE 2022 STOCK MARKET FORECAST PLANETARY INDEX



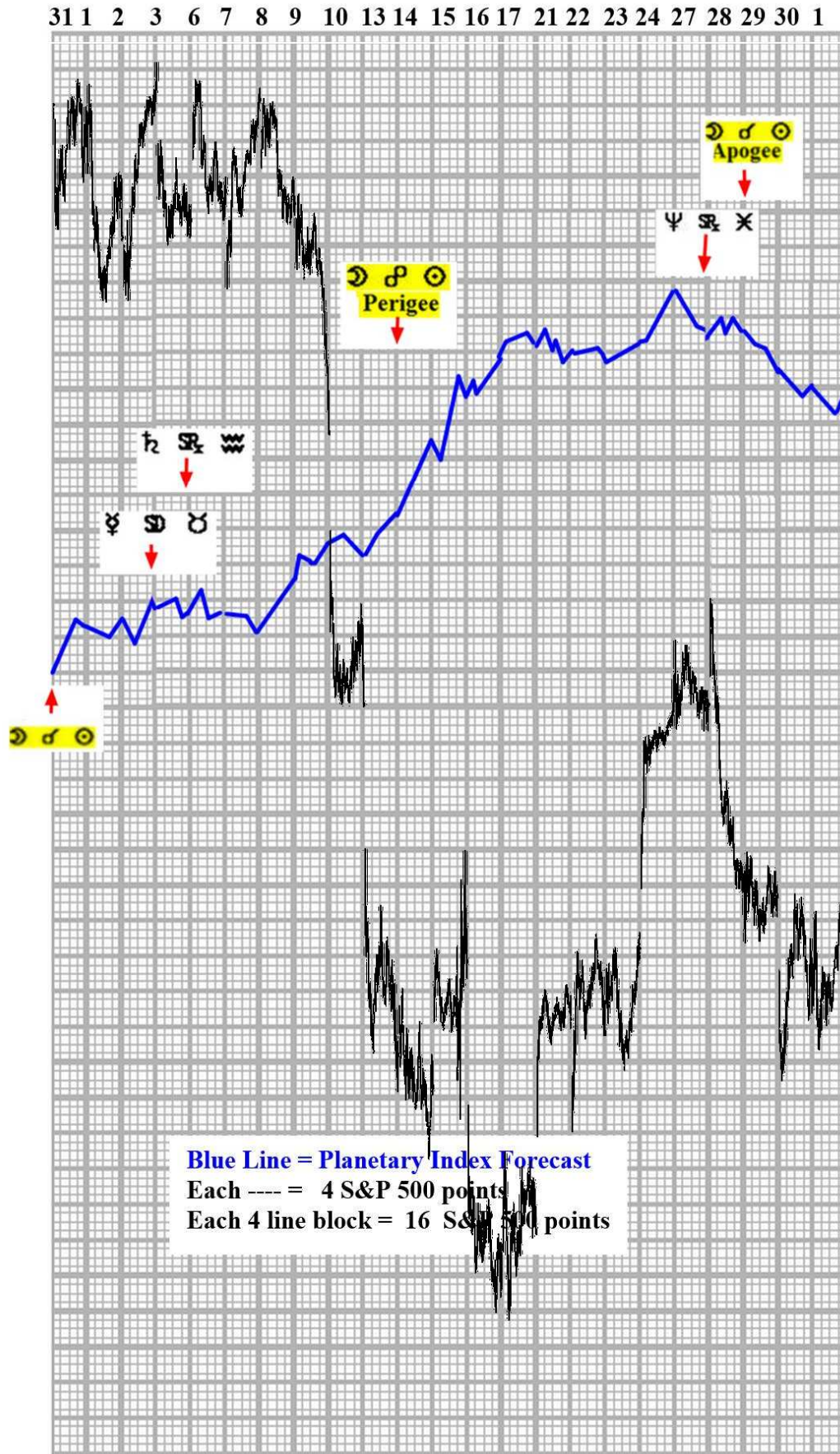
FUTURES AND OPTIONS TRADING IS NOT SUITABLE FOR ALL INVESTORS. THE RISK OF LOSS IS SUBSTANTIAL. AN INVESTOR COULD LOSE MORE THAN THE INITIAL INVESTMENT. PAST PERFORMANCE IS NOT NECESSARILY INDICATIVE OF FUTURE RESULTS.

**ASTRO-TREND
JUNE 2022 STOCK MARKET FORECAST
PLANETARY INDEX INVERTED**



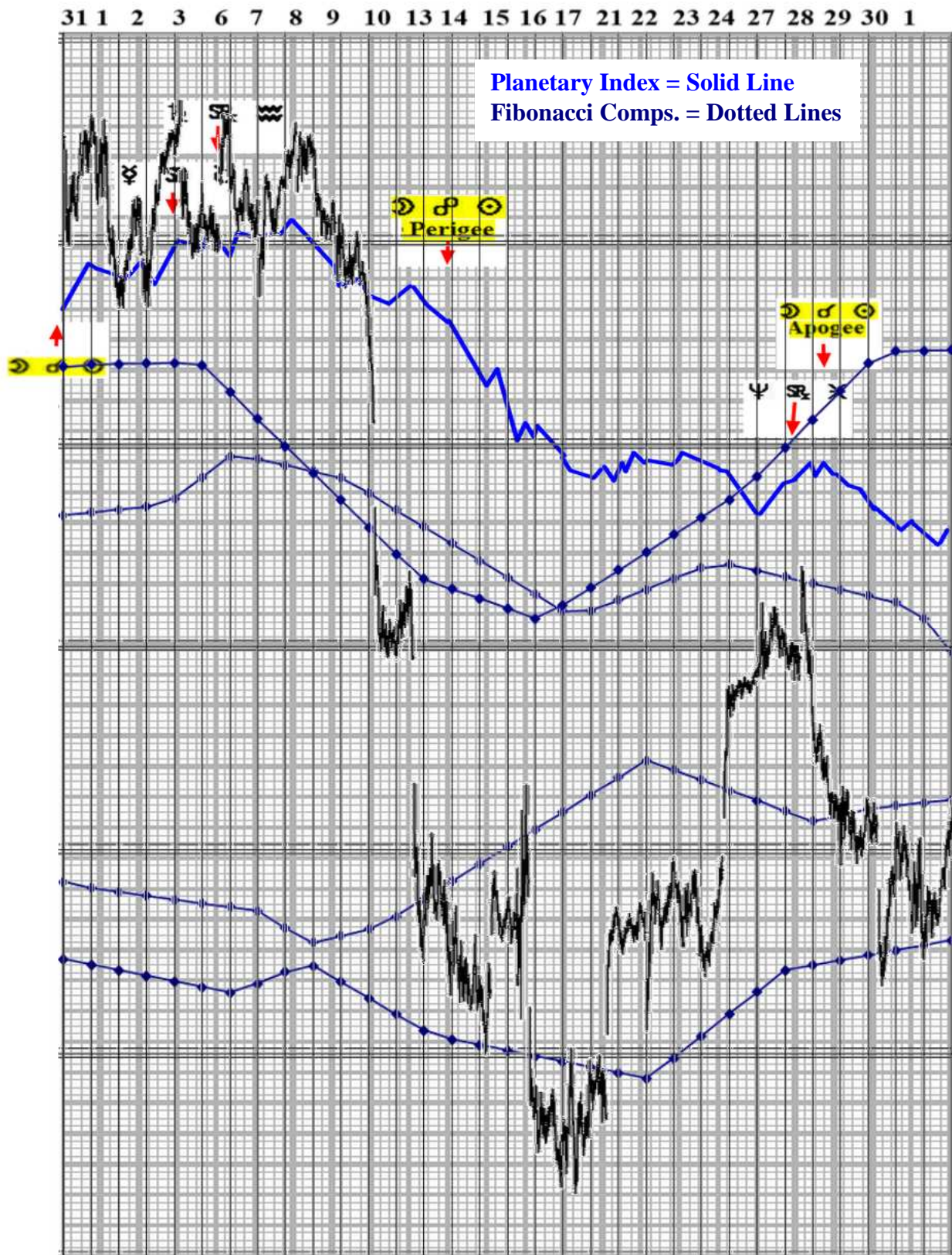
FUTURES AND OPTIONS TRADING IS NOT SUITABLE FOR ALL INVESTORS. THE RISK OF LOSS IS SUBSTANTIAL. AN INVESTOR COULD LOSE MORE THAN THE INITIAL INVESTMENT. PAST PERFORMANCE IS NOT NECESSARILY INDICATIVE OF FUTURE RESULTS.

**ASTRO-TREND
JUNE 2022 STOCK MARKET FORECAST
POLARITY ADJUSTED PLANETARY INDEX I**



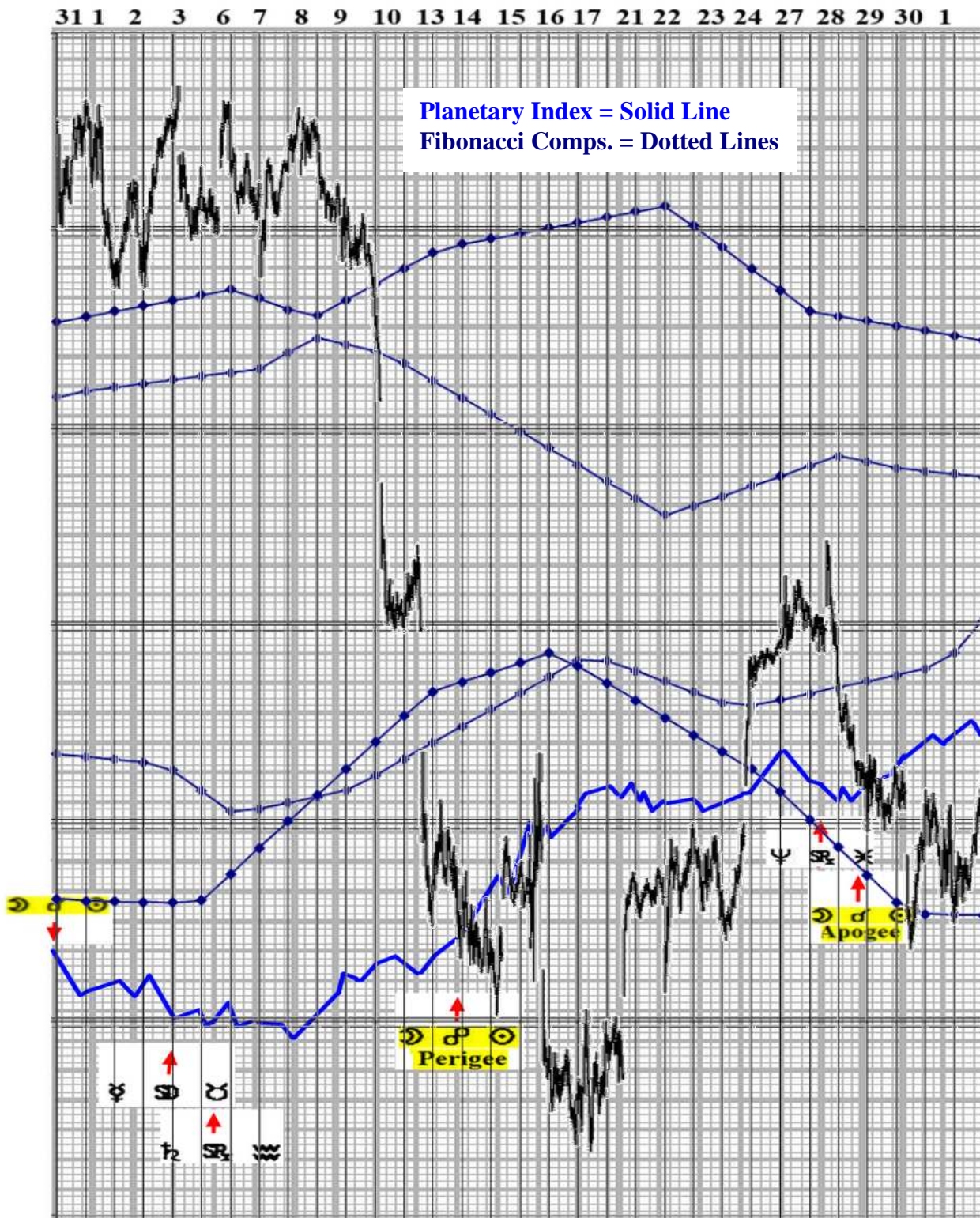
FUTURES AND OPTIONS TRADING IS NOT SUITABLE FOR ALL INVESTORS. THE RISK OF LOSS IS SUBSTANTIAL. AN INVESTOR COULD LOSE MORE THAN THE INITIAL INVESTMENT. PAST PERFORMANCE IS NOT NECESSARILY INDICATIVE OF FUTURE RESULTS.

June 2022 Planetary Index & June 2022 Fibonacci Composite Averages



FUTURES AND OPTIONS TRADING IS NOT SUITABLE FOR ALL INVESTORS. THE RISK OF LOSS IS SUBSTANTIAL. AN INVESTOR COULD LOSE MORE THAN THE INITIAL INVESTMENT. PAST PERFORMANCE IS NOT NECESSARILY INDICATIVE OF FUTURE RESULTS.

Inverted June 2022 Planetary Index & June 2022 Fibonacci Composite Averages



FUTURES AND OPTIONS TRADING IS NOT SUITABLE FOR ALL INVESTORS. THE RISK OF LOSS IS SUBSTANTIAL. AN INVESTOR COULD LOSE MORE THAN THE INITIAL INVESTMENT. PAST PERFORMANCE IS NOT NECESSARILY INDICATIVE OF FUTURE RESULTS.

June 2022

ASTRO-TREND KEY DATE ACTIVITY CALENDAR

	5	6	7	8	11	12	13	14	15	18	19	20	21	22	25	26	27	28	29
CATTLE	X	Xx	x	xxX	xX		X	x	x	X	X	X	X	X		X	X	X	X
	24	24			16	10			24	8	8	14	10	12		34	16	12	8
COCOA	X	X			X				x	X	Xx	x		x					
	10									8	8								
COFFEE	X	X		xxx	xX		x	X	x	X	Xx	X	x	x				xx	x
	10	10						34		8	8	12							
COPPER	X	X	x	xxx	X		X	x	x	X	x	X	X	X		X	x	X	x
	20	12			10	10			18			18		12		16		12	
CORN	X	XX	x	xX	xX		x	X	x	X		x	x	x	X		x	X	xX
	24	30		10	24			18	14					28		16	32	16	
COTTON	X	Xx	x	xxX	xX		X	x	x	X	X	X	X	X		X	X	X	X
	24	24			16	10			24	8	8	14	10	12		34	16	12	8
CI/CRB	X			X			x	X		Xx	X	X		x	X	X		X	X
				8				20		10	12	12			12	12			16
GOLD	X	x			x			X		x		x	x	x	X		x	X	xX
								16							18			8	32
HOGS	X	X			X					X	X	Xx	x		x				
	10									8	8								
LUNAR								X											x
								8											
JUPITER																			x
MARS	x																		x
MERCURY		x			x														
OATS	X	XX	x	xX	xX		x	X	x	X	X	Xx	X	x	X			X	xX
	22	28		12	20			18	10	12	12	10		12				8	32
	5	6	7	8	11	12	13	14	15	18	19	20	21	22	25	26	27	28	29
OIL	X	X	x	X	X		x	X	X	Xx	X	X		x	X	X		X	X
	24			8				20		12	12				12	12		8	16
OPEC							xX					x				X			x
															10				
OJ	X	x			x			X		x		x	x	x	X		x	X	xX
								16							18			8	32
SILVER		x		x	x		x	X	x	X							X	x	xX
								18	14							16			16
SOYBNS.	X	XX	x	xX	xX		x	X	x	X		x	x	x	X		x	X	X
	20	28		10	20			18	10					16				8	16
STOCKS	X	XXx	XXXxX	xXXXxx	XxXX	xxx	XX	X	xXx	X	xXxxX	X	xXxxX	X	X	Xx	XXXX	X	X
	54	60	20	18	92/		40		40	12	12	14		34	12	18	10	48	34
SUGAR	X				X		X		x	X	x	x	X	X	x				xx
	18				10					12									
SUN														x					
T-BONDS	X	XXx	XXx	X	XXXxx	X	Xx	x	x	X	X	xXx	x	xxX	X		x	xXXx	X
	38	32	18	10	80/		8	24		36	8	12		24				18	28
VENUS	x								x					x					
WHEAT	X	XX	x	xX	xX		Xx	X	x	X	x	xx	X	X	X		xx	X	xX
	36	28		10	30			20	22			8	8	14			8	20	14
	5	6	7	8	11	12	13	14	15	18	19	20	21	22	25	26	27	28	29

LEGEND: x = CIT; x = Important CIT; X = Very Important CIT; X = Major CIT

FUTURES AND OPTIONS TRADING IS NOT SUITABLE FOR ALL INVESTORS. THE RISK OF LOSS IS SUBSTANTIAL. AN INVESTOR COULD LOSE MORE THAN THE INITIAL INVESTMENT. PAST PERFORMANCE IS NOT NECESSARILY INDICATIVE OF FUTURE RESULTS.

June 2022
 ASTRO-TREND KEY DATE ACTIVITY CALENDAR

	5	6	7	8	11	12	13	14	15	18	19	20	21	22	25	26	27	28	29
AUSTRAL.	X	x				x				X	X								x
AUSSIE \$					X					x					X		Xx		
CANADA	XX				X					X			X		X				
C-BANK			X				x	X	x			X	X	X	X	X			X
GERMANY	X									x									
EURO	X		X	X		X								x	x				xX
EUROBNK	x		X																
JAPAN	X			x	X	X	X			x		X		x					
J-BANK	X					x		X	Xx				x	x			X	x	
JAP.YEN	x			X	X		X	x				X			X		Xx	X	X
TOK.S.E.	x			X	x	x	x			X			x	x				x	x
SWITZ.	X				xX				x	X					x				
SF	X				x					x	XX			x			x		
UK			X		X			X		X					X				
BNK.ENG.	X			x	x					X	x		x						x
BnkEn/Fd	X	X			x				X									X	
US	X	x			XXX					X									
US FED			x	xx	X		x		x	x				x	X				X
POWELL				X					X	X				X					
US \$	X	XxXXx	X	XXXxx	X	Xx	x	x	X		xX	x	x	xxX	X	X		xxXx	X
NYSE	X								x	X	x			X	XX				X
DJIA	X	x	X	x	xx	x		x	xx	X	xx			X			x	x	X
S&P500	X	x	X	xX	X		x			X	x				X		x		x
NASD				X	X				X	X									x
STOX	X	x	x	xx	X		x	xx	X	x				x	X		x		X
WRLDBNKS	x		x	x	x	xx	x	xx	x	x	x		x	x	x		x	x	x

LEGEND: x = CIT; x = Important CIT; X = Very Important CIT; X = Major CIT

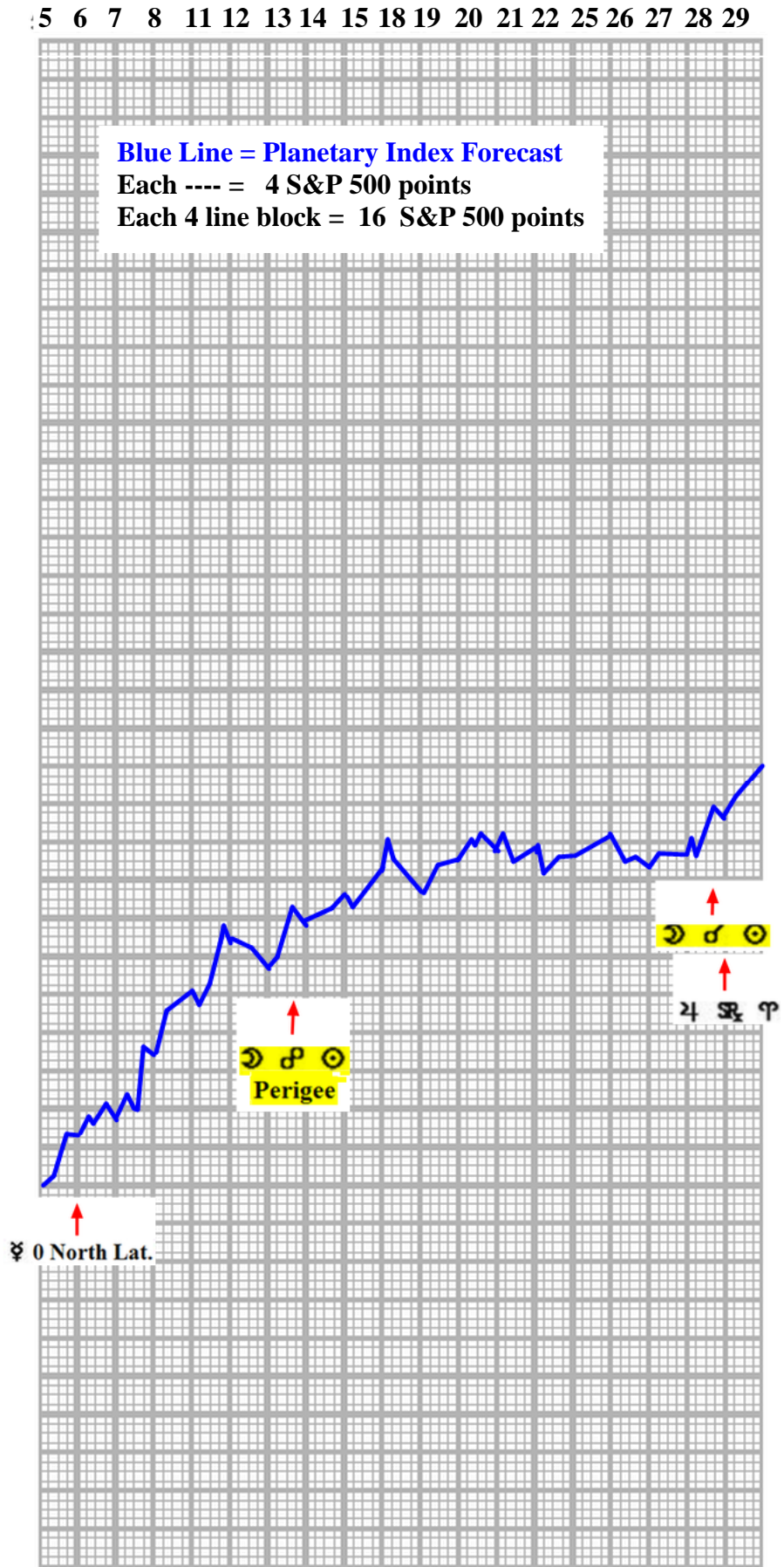
FUTURES AND OPTIONS TRADING IS NOT SUITABLE FOR ALL INVESTORS. THE RISK OF LOSS IS SUBSTANTIAL. AN INVESTOR COULD LOSE MORE THAN THE INITIAL INVESTMENT. PAST PERFORMANCE IS NOT NECESSARILY INDICATIVE OF FUTURE RESULTS.

ASTRO-TREND JULY 2022 STOCK MARKET FORECAST PLANETARY INDEX



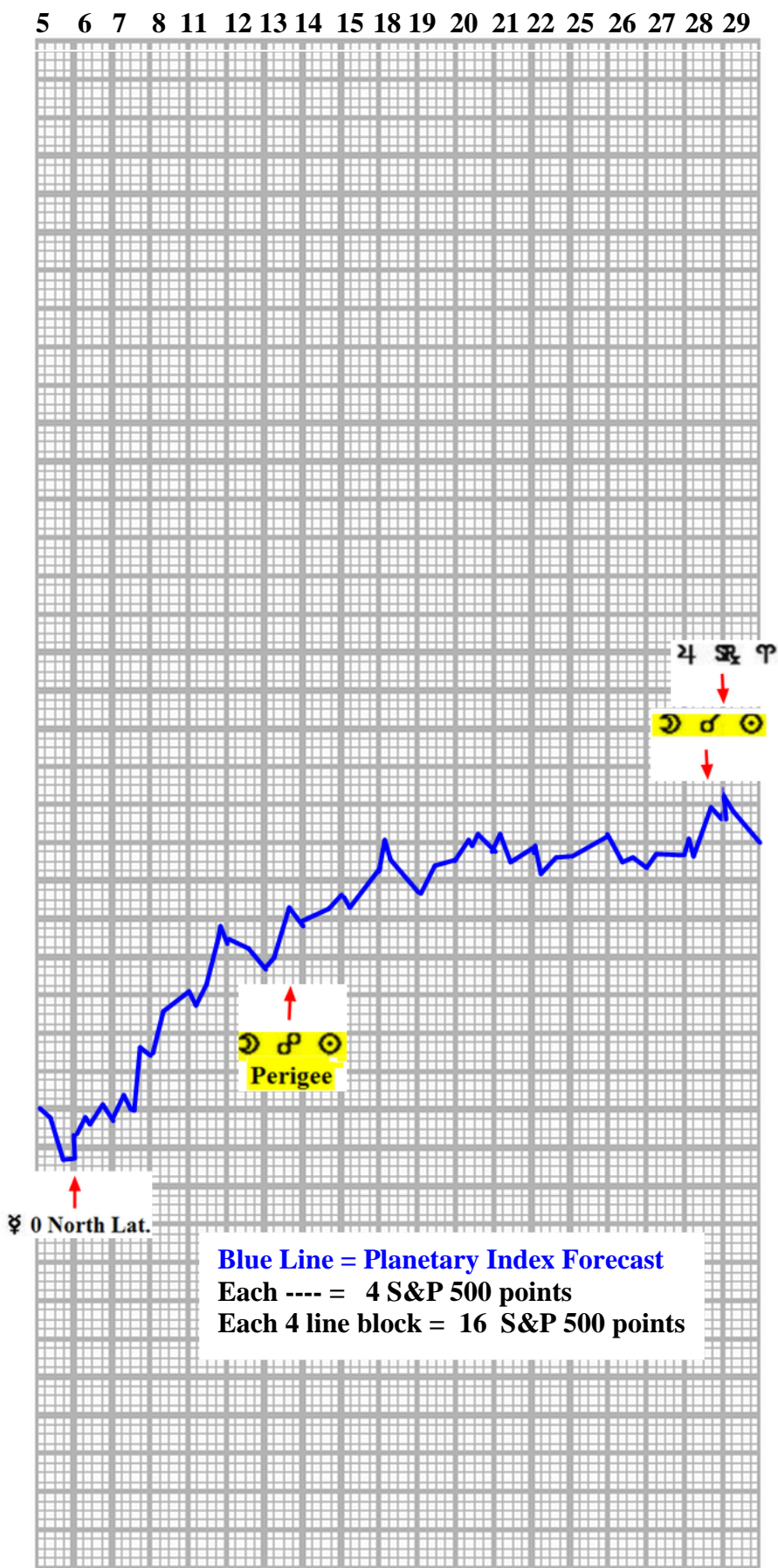
FUTURES AND OPTIONS TRADING IS NOT SUITABLE FOR ALL INVESTORS. THE RISK OF LOSS IS SUBSTANTIAL. AN INVESTOR COULD LOSE MORE THAN THE INITIAL INVESTMENT. PAST PERFORMANCE IS NOT NECESSARILY INDICATIVE OF FUTURE RESULTS.

**ASTRO-TREND
JULY 2022 STOCK MARKET FORECAST
PLANETARY INDEX INVERTED**



FUTURES AND OPTIONS TRADING IS NOT SUITABLE FOR ALL INVESTORS. THE RISK OF LOSS IS SUBSTANTIAL. AN INVESTOR COULD LOSE MORE THAN THE INITIAL INVESTMENT. PAST PERFORMANCE IS NOT NECESSARILY INDICATIVE OF FUTURE RESULTS.

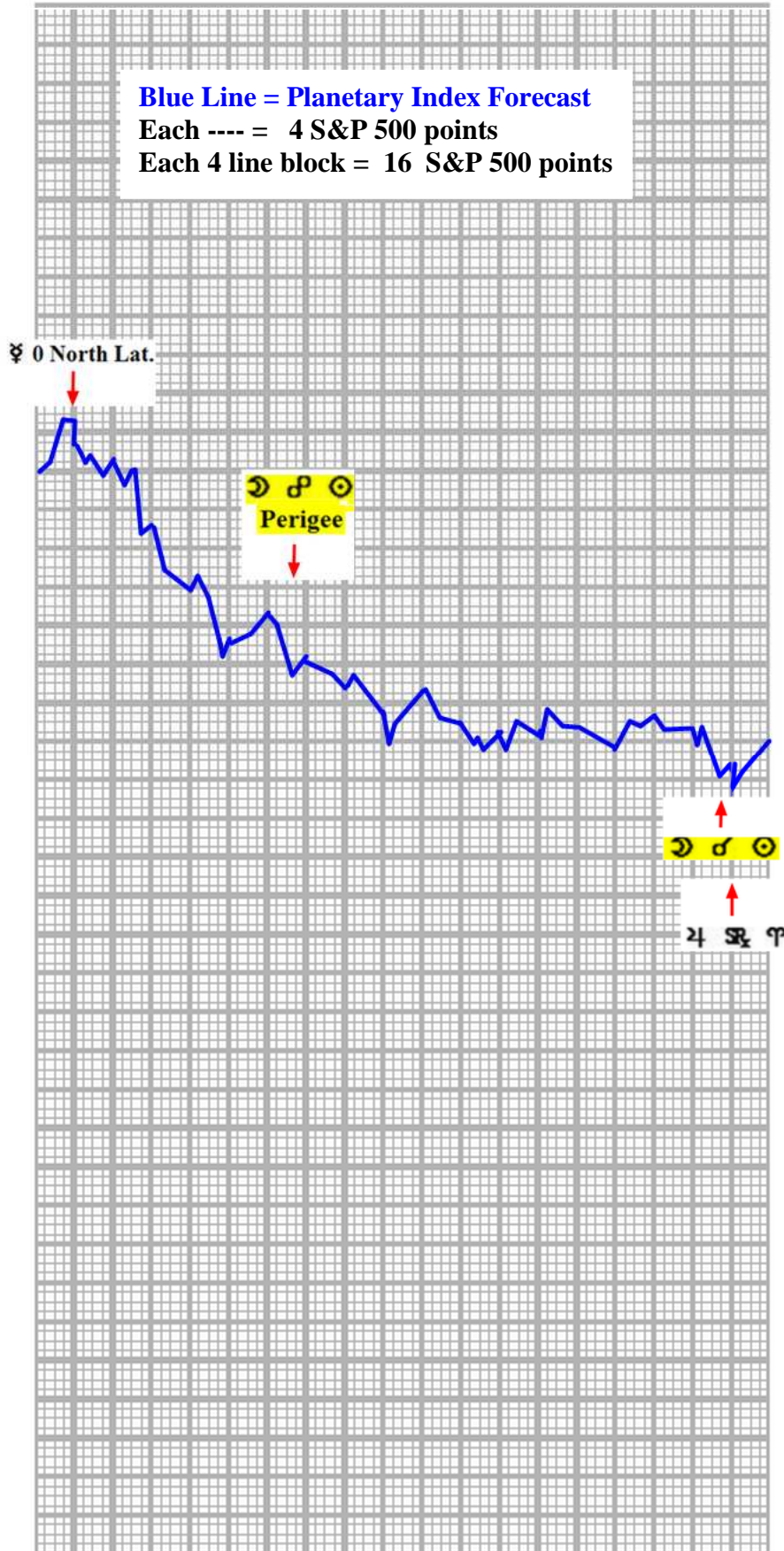
**ASTRO-TREND
JULY 2022 STOCK MARKET FORECAST
POLARITY ADJUSTED PLANETARY INDEX I**



FUTURES AND OPTIONS TRADING IS NOT SUITABLE FOR ALL INVESTORS. THE RISK OF LOSS IS SUBSTANTIAL. AN INVESTOR COULD LOSE MORE THAN THE INITIAL INVESTMENT. PAST PERFORMANCE IS NOT NECESSARILY INDICATIVE OF FUTURE RESULTS.

**ASTRO-TREND
JULY 2022 STOCK MARKET FORECAST
POLARITY ADJUSTED PLANETARY INDEX II**

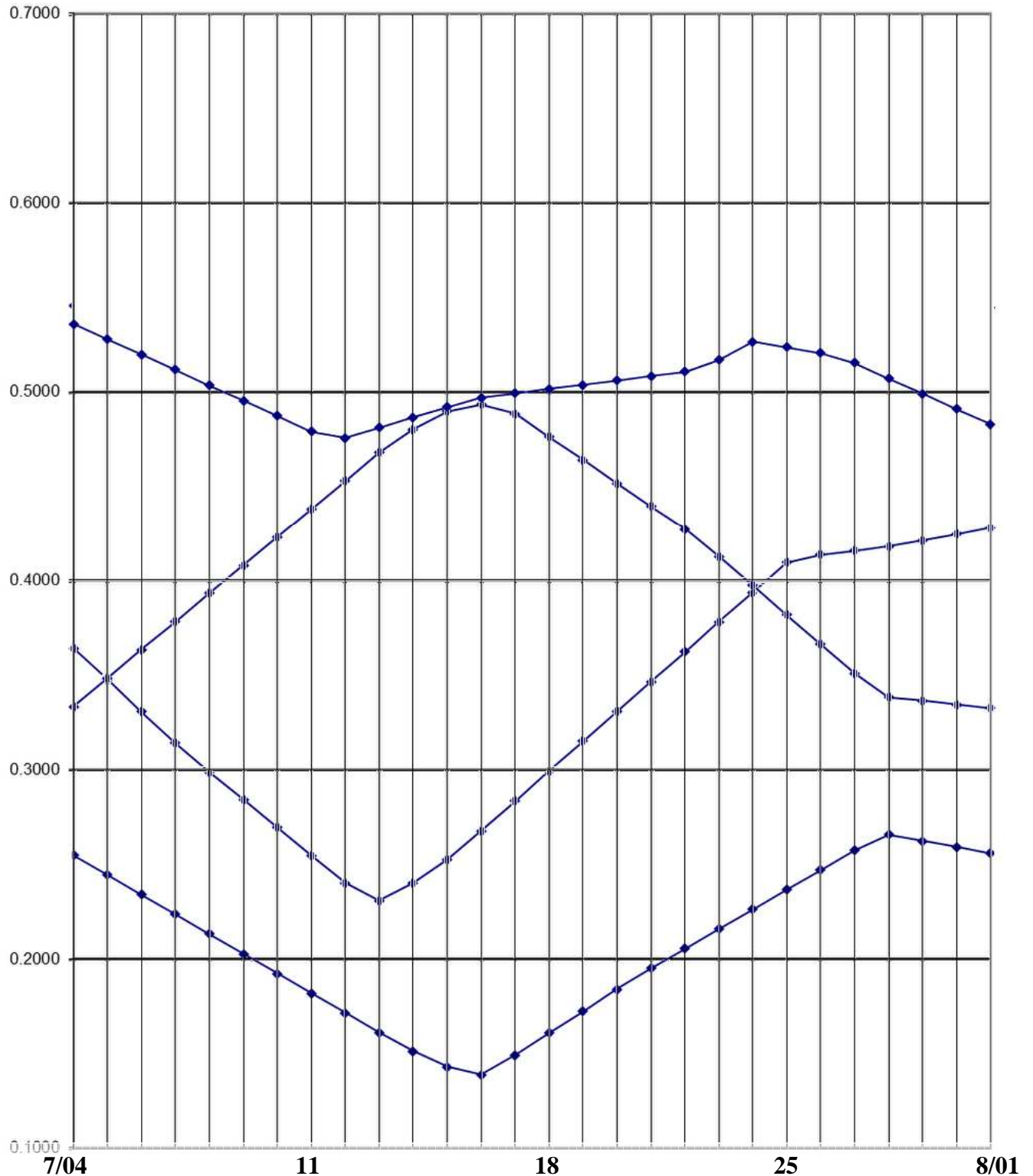
5 6 7 8 11 12 13 14 15 18 19 20 21 22 25 26 27 28 29



FUTURES AND OPTIONS TRADING IS NOT SUITABLE FOR ALL INVESTORS. THE RISK OF LOSS IS SUBSTANTIAL. AN INVESTOR COULD LOSE MORE THAN THE INITIAL INVESTMENT. PAST PERFORMANCE IS NOT NECESSARILY INDICATIVE OF FUTURE RESULTS.

FIBONACCI COMPOSITE AVERAGE

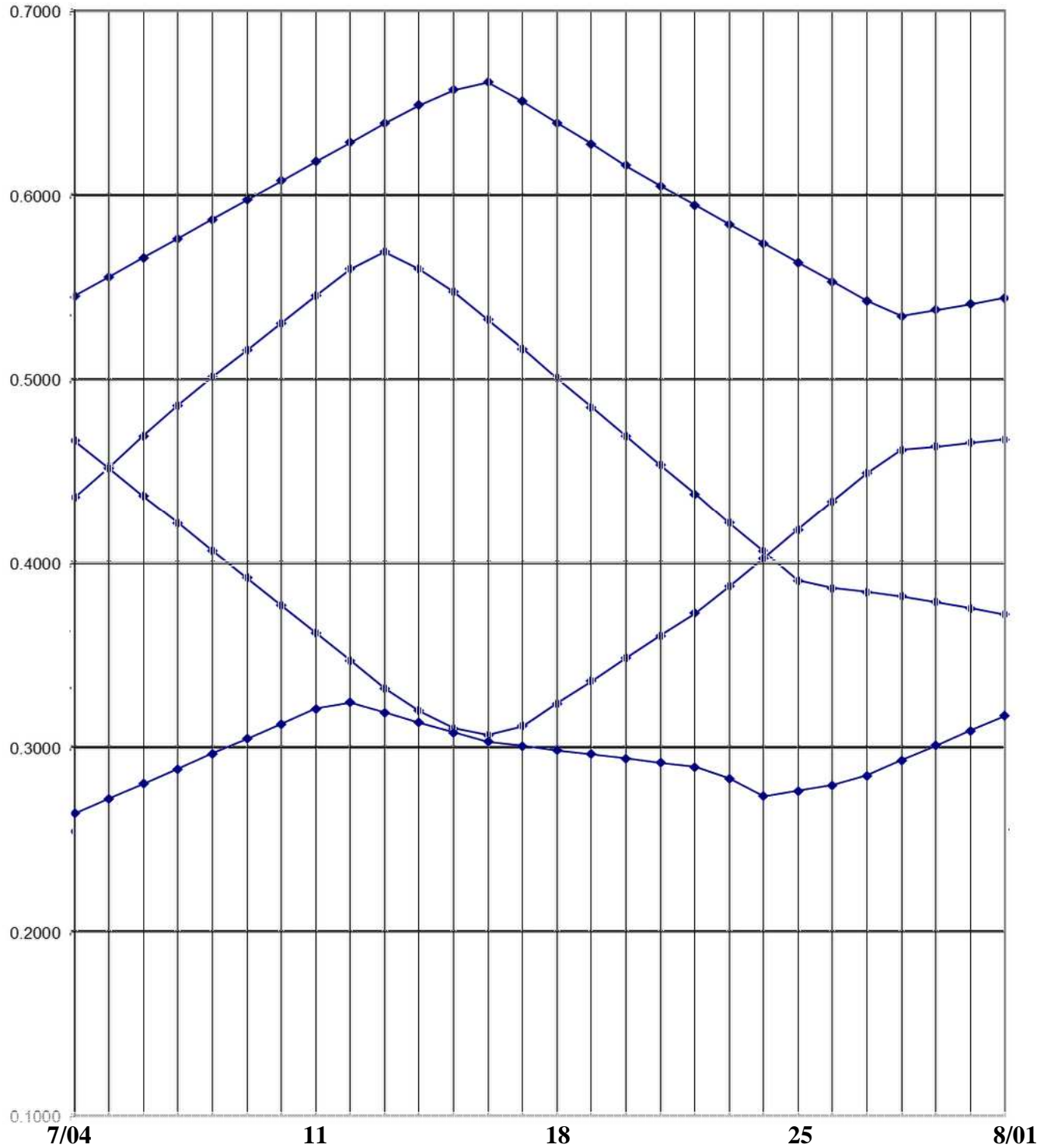
JULY 2022



FUTURES AND OPTIONS TRADING IS NOT SUITABLE FOR ALL INVESTORS. THE RISK OF LOSS IS SUBSTANTIAL. AN INVESTOR COULD LOSE MORE THAN THE INITIAL INVESTMENT. PAST PERFORMANCE IS NOT NECESSARILY INDICATIVE OF FUTURE RESULTS.

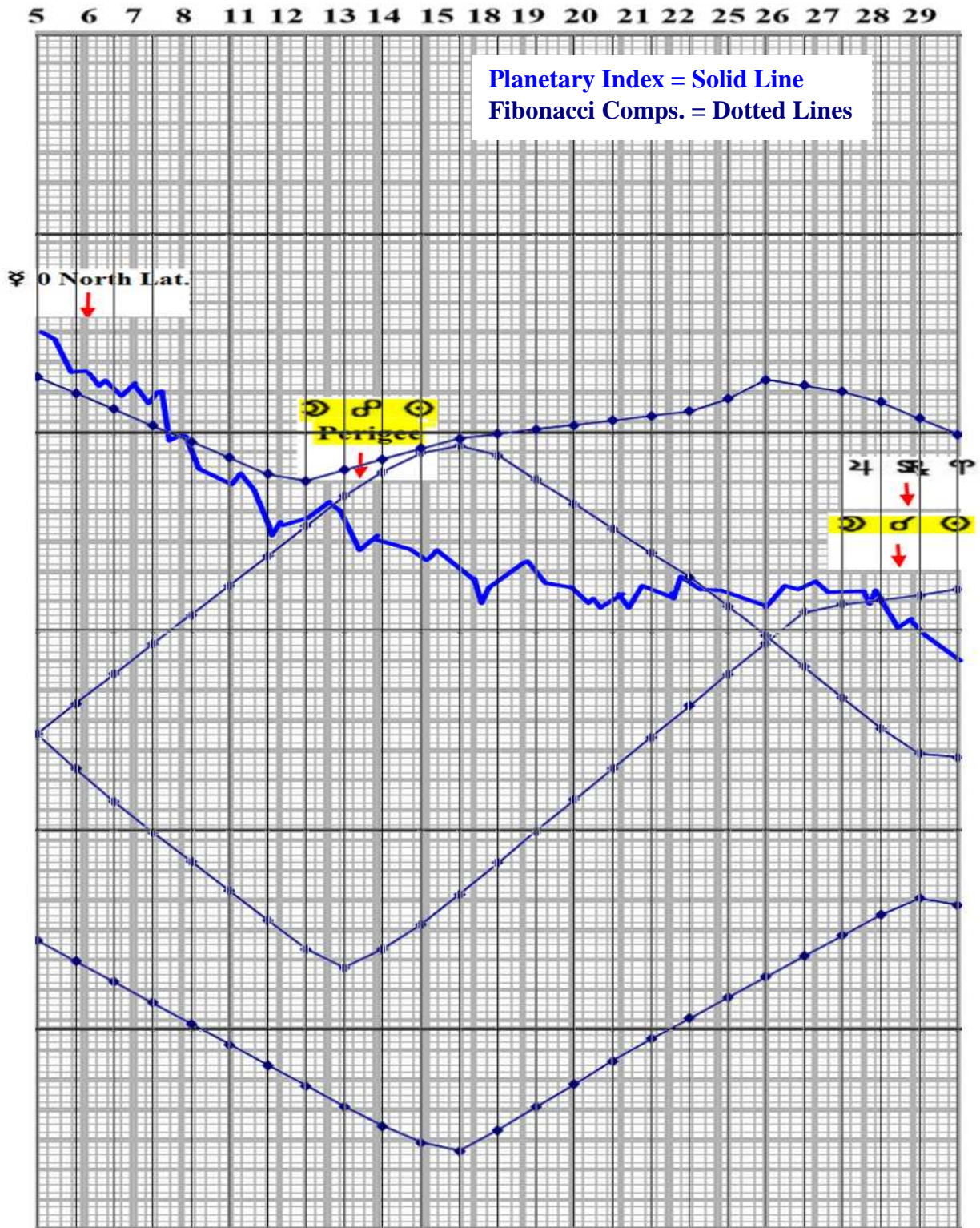
INVERTED FIBONACCI COMPOSITE AVERAGES

JULY 2022



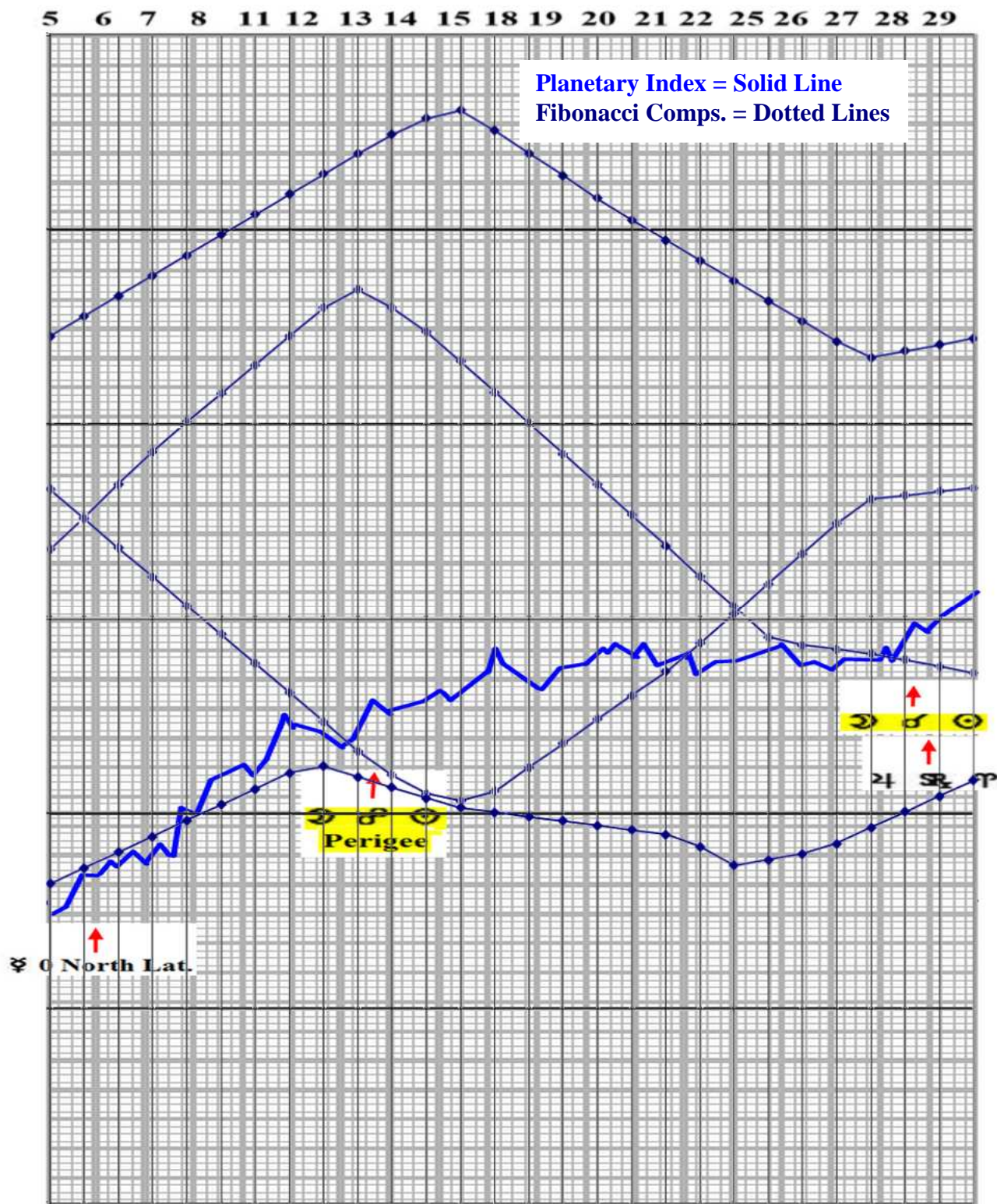
FUTURES AND OPTIONS TRADING IS NOT SUITABLE FOR ALL INVESTORS. THE RISK OF LOSS IS SUBSTANTIAL. AN INVESTOR COULD LOSE MORE THAN THE INITIAL INVESTMENT. PAST PERFORMANCE IS NOT NECESSARILY INDICATIVE OF FUTURE RESULTS.

July 2022 Planetary Index & July 2022 Fibonacci Composite Averages



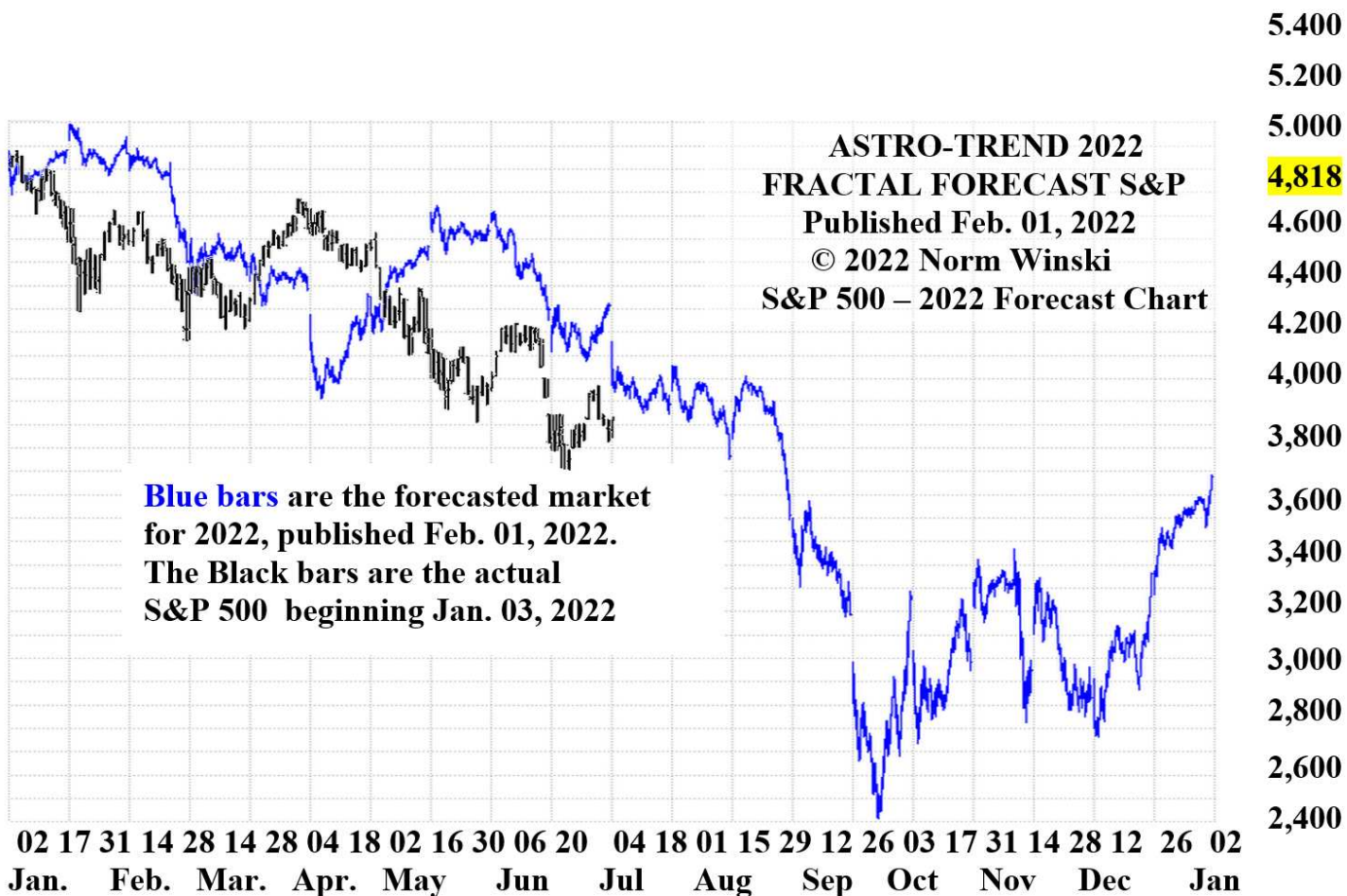
FUTURES AND OPTIONS TRADING IS NOT SUITABLE FOR ALL INVESTORS. THE RISK OF LOSS IS SUBSTANTIAL. AN INVESTOR COULD LOSE MORE THAN THE INITIAL INVESTMENT. PAST PERFORMANCE IS NOT NECESSARILY INDICATIVE OF FUTURE RESULTS.

Inverted July 2022 Planetary Index & July 2022 Fibonacci Composite Averages



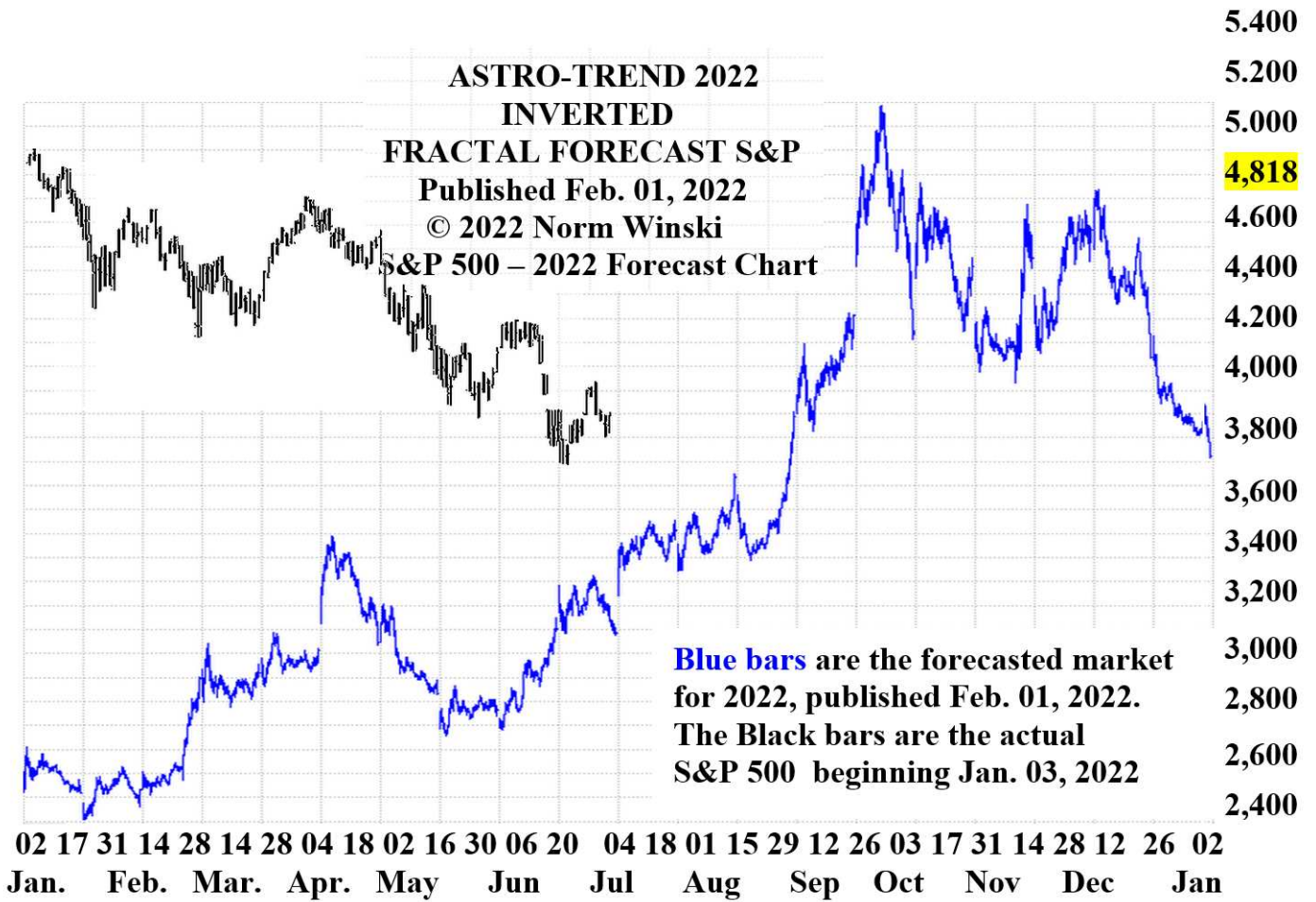
FUTURES AND OPTIONS TRADING IS NOT SUITABLE FOR ALL INVESTORS. THE RISK OF LOSS IS SUBSTANTIAL. AN INVESTOR COULD LOSE MORE THAN THE INITIAL INVESTMENT. PAST PERFORMANCE IS NOT NECESSARILY INDICATIVE OF FUTURE RESULTS.

Jan. Feb. Mar. Apr. May Jun Jul Aug Sep Oct Nov Dec Jan
 02 17 31 14 28 14 28 04 18 02 16 30 06 20 04 18 01 15 29 12 26 03 17 31 14 28 12 26 02



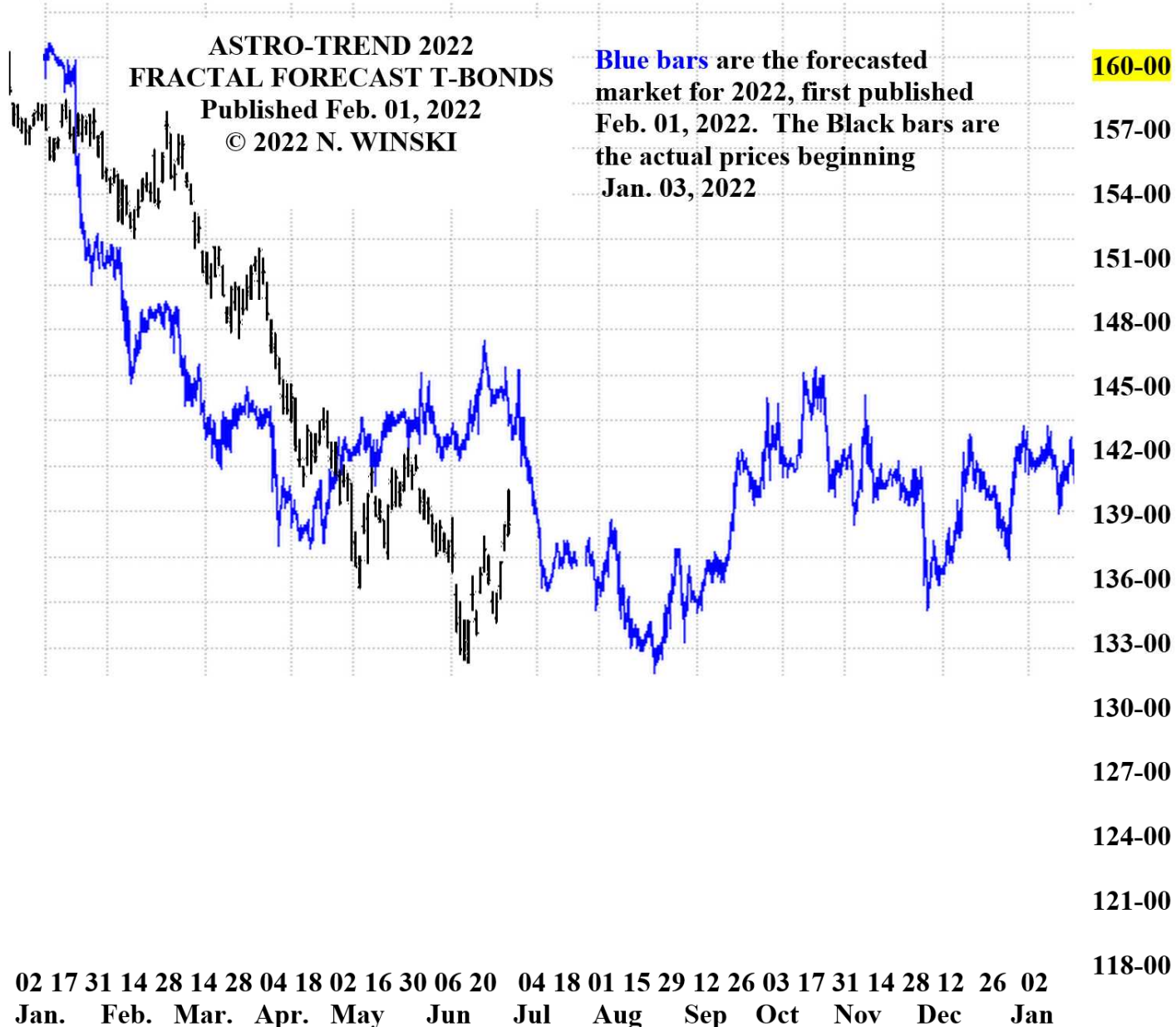
FUTURES AND OPTIONS TRADING IS NOT SUITABLE FOR ALL INVESTORS. THE RISK OF LOSS IS SUBSTANTIAL. AN INVESTOR COULD LOSE MORE THAN THE INITIAL INVESTMENT. PAST PERFORMANCE IS NOT NECESSARILY INDICATIVE OF FUTURE RESULTS.

Jan. Feb. Mar. Apr. May Jun Jul Aug Sep Oct Nov Dec Jan
 02 17 31 14 28 14 28 04 18 02 16 30 06 20 04 18 01 15 29 12 26 03 17 31 14 28 12 26 02



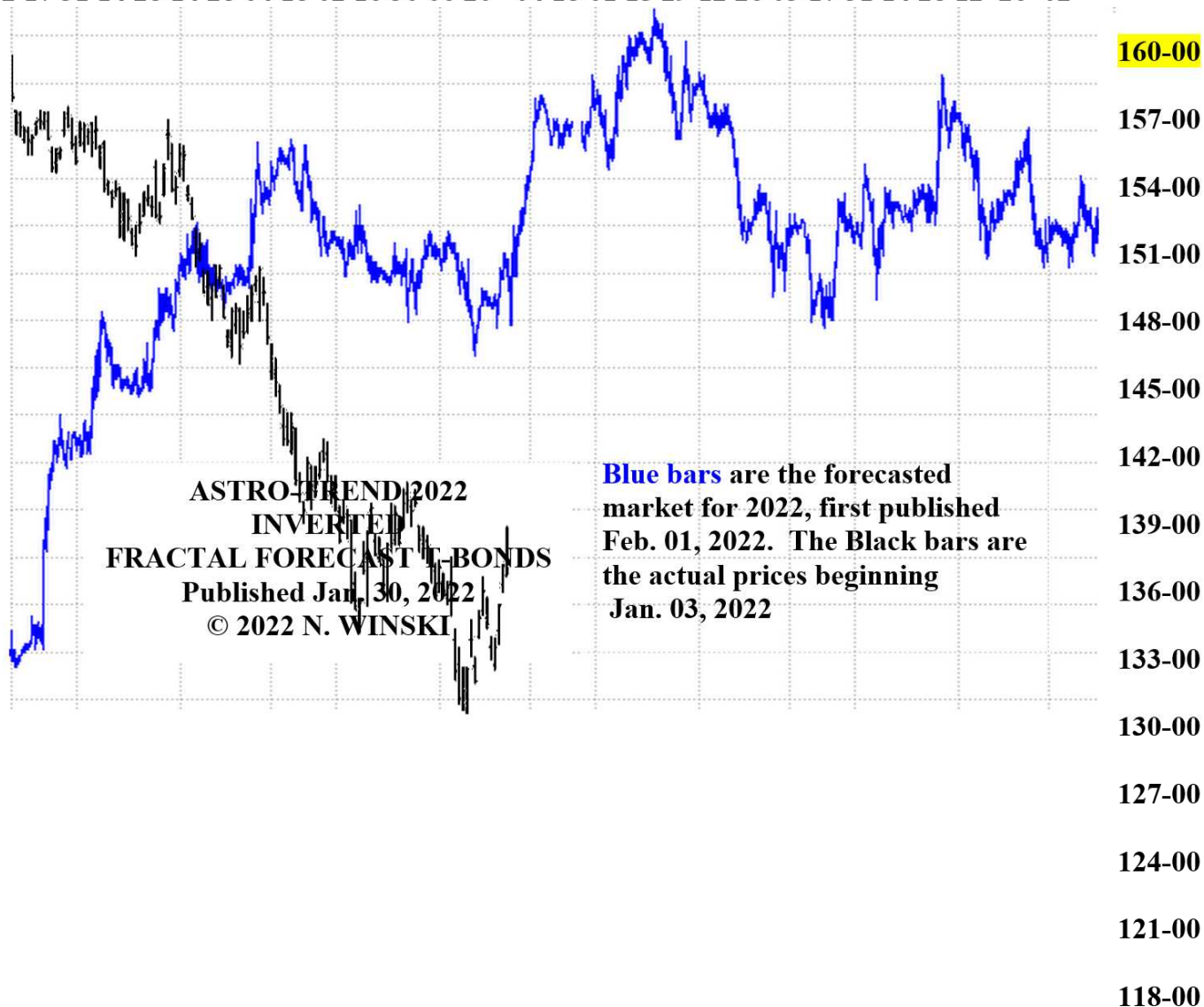
FUTURES AND OPTIONS TRADING IS NOT SUITABLE FOR ALL INVESTORS. THE RISK OF LOSS IS SUBSTANTIAL. AN INVESTOR COULD LOSE MORE THAN THE INITIAL INVESTMENT. PAST PERFORMANCE IS NOT NECESSARILY INDICATIVE OF FUTURE RESULTS.

Jan. Feb. Mar. Apr. May Jun Jul Aug Sep Oct Nov Dec Jan
 02 17 31 14 28 14 28 04 18 02 16 30 06 20 04 18 01 15 29 12 26 03 17 31 14 28 12 26 02



FUTURES AND OPTIONS TRADING IS NOT SUITABLE FOR ALL INVESTORS. THE RISK OF LOSS IS SUBSTANTIAL. AN INVESTOR COULD LOSE MORE THAN THE INITIAL INVESTMENT. PAST PERFORMANCE IS NOT NECESSARILY INDICATIVE OF FUTURE RESULTS.

Jan. Feb. Mar. Apr. May Jun Jul Aug Sep Oct Nov Dec Jan
 02 17 31 14 28 14 28 04 18 02 16 30 06 20 04 18 01 15 29 12 26 03 17 31 14 28 12 26 02



ASTRO-TREND 2022
INVERTED
FRACTAL FORECAST - BONDS
 Published Jan. 30, 2022
 © 2022 N. WINSKI

Blue bars are the forecasted market for 2022, first published Feb. 01, 2022. The **Black bars** are the actual prices beginning Jan. 03, 2022

02 17 31 14 28 14 28 04 18 02 16 30 06 20 04 18 01 15 29 12 26 03 17 31 14 28 12 26 02
 Jan. Feb. Mar. Apr. May Jun Jul Aug Sep Oct Nov Dec Jan

FUTURES AND OPTIONS TRADING IS NOT SUITABLE FOR ALL INVESTORS. THE RISK OF LOSS IS SUBSTANTIAL. AN INVESTOR COULD LOSE MORE THAN THE INITIAL INVESTMENT. PAST PERFORMANCE IS NOT NECESSARILY INDICATIVE OF FUTURE RESULTS.